


| | | |
|---------------------------|-------------------------------|---|
| 22260456 | DATA SHEET |  |
| Valid from: 21.12.2023 | AB-C4-(L*)PUR-M12FS-SH | |

Product description

- Sensor/actuator cable, 4-pol, PUR black
- Straight M12-jack on free conductor end
- Shielded



General characteristics

| | |
|----------------------|---|
| Number of pins | 4 |
| Ambient temperature | -25 °C to +90 °C (-13°F to 194°F) (plug / jack) -40 °C to +80 °C (-40°F to 176°F) (cable, fixed installation) -25 °C to +80 °C (-13°F to 176°F) (cable, movable installation) |
| Degree of protection | IP65 / IP67 |
| Coding | A-standard |
| Tightening torque | 0,4 Nm (M12-connector) |
| Plugging cycles | ≥ 100 |

Variation

| Article number | Description | Length [m] | Configuration |
|----------------|------------------------|------------|---------------|
| 22262162 | AB-C4- 1,5PUR-M12FS-SH | 1,5 | straight |
| 22260456 | AB-C4-2,0PUR-M12FS-SH | 2 | straight |
| 22262126 | AB-C4- 3,0PUR-M12FS-SH | 3 | straight |
| 22260457 | AB-C4-5,0PUR-M12FS-SH | 5 | straight |
| 22261100 | AB-C4-15,0PUR-M12FS-SH | 15 | straight |
| 22260823 | AB-C4-20,0PUR-M12FS-SH | 20 | straight |
| 22261061 | AB-C4-25,0PUR-M12FS-SH | 25 | straight |
| 22260160 | AB-C4-30,0PUR-M12FS-SH | 30 | straight |

Additional note

Data sheet also valid for variant lengths. Other lengths on request.

Electrical properties


| | |
|----------------------|-------------------|
| Rated voltage | 48 V AC / 60 V DC |
| Rated current | 4 A |
| Overvoltage category | II |
| Pollution degree | 3 |

Mechanical properties

Jack

| | |
|---|--|
| Inflammability class in accordance with UL 94 | HB |
| Contact, material | CuSn |
| Contact carrier, material | TPU GF |
| Contact surface, material | Ni/Au |
| Knurl, material | Zinc diecasting, nickel-plated |
| Handle, material | TPU, flame retardant, self-extinguishing |
| Sealing, material | NBR |

| | | |
|---|---------------------------------------|-------------|
| Creator: THLE3/PDP Released: IVSE1/PDP | Document: DB22260456EN Version: 08 | Page 1 of 3 |
|---|---------------------------------------|-------------|

| | | |
|---------------------------|-------------------------------|---|
| 22260456 | DATA SHEET |  |
| Valid from: 21.12.2023 | AB-C4-(L*)PUR-M12FS-SH | |

Line

| | |
|--|---|
| Cable construction | 4 x AWG22/42 |
| Signal line, construction | 42 x 0,1 mm |
| Conductor cross-section | 0,34 mm ² |
| Conductor diameter including isolation | 1,27 mm ± 0,02 mm |
| Cable outer diameter D | 5,9 mm ± 0,15mm |
| Insulation color | brown, white, blue, black |
| Sheath color | grey-black, RAL 7021 |
| Shielding | Braid of tinned copper wires |
| Number of bending cycles | 10.000.000 |
| Minimum bending radius, drag chain use | 10 x D |
| Traveling distance | 10 m |
| Traveling speed | 3 m/s |
| Acceleration | 10 m/s ² |
| Cable weight | 36 kg/km |
| Outer coating, material | PUR |
| Wire insulation, material | PP |
| Insulation resistance | ≥ 100 GΩ*km (at 20 °C) |
| Conductor resistance | ≤ 58 Ω/km (at 20 °C) |
| Flame resistance | acc. to UL 758/1581 FT2 DIN EN 60332-2-2 (20 s) |
| Halogen-free | acc. to DIN VDE 0472 Part 815 DIN EN 50267-2-1 |
| Oil resistance | acc. to DIN EN 60811-2-1 |
| Other resistances | resistant to hydrolysis and microbes good resistant to acids, lyes and solvents limited UV resistance acc. to DIN EN ISO 4892-2-A resistant to sea water abrasion resistant |

Standards/Approvals

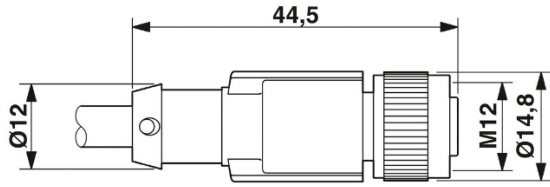
| | |
|---------------------------------|-----------------|
| Product standard, M12 connector | IEC 61076-2-101 |
| UL-Listed, E-File | E249137 |

| | | |
|---|---------------------------------------|-------------|
| Creator: THLE3/PDP Released: IVSE1/PDP | Document: DB22260456EN Version: 08 | Page 2 of 3 |
|---|---------------------------------------|-------------|

| | | |
|---------------------------|-------------------------------|---|
| 22260456 | DATA SHEET |  |
| Valid from: 21.12.2023 | AB-C4-(L*)PUR-M12FS-SH | |

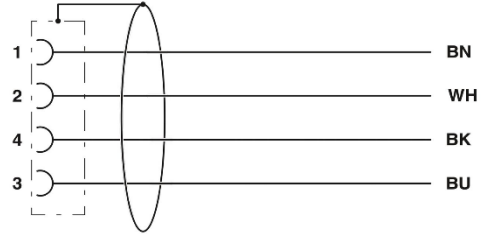
Technical drawing

Dimensional drawing



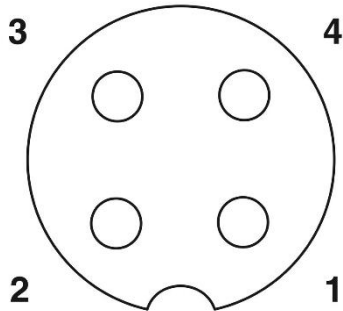
Jack M12 x 1, straight, shielded

Circuit diagram



Pin assignment from M12-jack

Drawing



Pin assignment M12-jack, 4-pol, A-coding

Wire cross section



Application range

For increased mechanical load and rough operating conditions

Note

Photographs are not true to scale and do not represent detailed images of the respective products.

| | | |
|---|---------------------------------------|-------------|
| Creator: THLE3/PDP Released: IVSE1/PDP | Document: DB22260456EN Version: 08 | Page 3 of 3 |
|---|---------------------------------------|-------------|