


22262099	DATA SHEET	
Valid from: 05.02.2024	AB-C5-(L*)PVC-M12FS	

Product description

- Sensor/actuator cable, 5-pol, PVC black
- Straight M12-jack on free conductor end



General characteristics

Number of pins	5
Ambient temperature	-25 °C to +90 °C (-13°F to 194°F) (plug / jack) -25 °C to +80 °C (-13°F to 176°F) (cable, fixed installation) -10 °C to +80 °C (14°F to 176°F) (cable, movable installation)
Degree of protection	IP65 / IP67 / IP68
Coding	A-standard
Tightening torque	0,4 Nm (M12-connector)
Plugging cycles	≥ 100

Variation

Article number	Description	Length [m]	Configuration
22262099	AB-C5-2,0PVC-M12FS	2	straight
22262100	AB-C5-5,0PVC-M12FS	5	straight
22262101	AB-C5-10,0PVC-M12FS	10	straight
22260914	AB-C5-20,0PVC-M12FS	20	straight

Additional note

Data sheet also valid for variant lengths. Other lengths on request.

Electrical properties

Rated voltage	60 V DC / 48 V AC
Rated current	4 A
Overvoltage category	II
Pollution degree	3

Mechanical properties


Jack

Inflammability class in accordance with UL 94	HB
Contact, material	CuSn
Contact carrier, material	TPU GF
Contact surface, material	Ni/Au
Knurl, material	Zinc diecasting, nickel-plated
Handle, material	TPU, flame retardant, self-extinguishing
Sealing, material	NBR

Line

Cable construction	5 x AWG22/42
Signal line, construction	42 x 0,1 mm
Conductor cross-section	0,34 mm ²

Creator: THLE3/PDP Released: IVSE1/PDP	Document: DB22262099EN Version: 03	Page 1 of 2
---	---------------------------------------	-------------

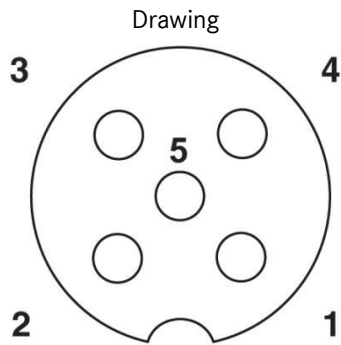
22262099	DATA SHEET	
Valid from: 05.02.2024	AB-C5-(L*)PVC-M12FS	

Conductor diameter including isolation	1,26 mm ± 0,05 mm
Cable outer diameter D	5,9 mm ± 0,15mm
Insulation color	brown, white, blue, black, green / yellow
Sheath color	black, RAL 9005
Minimum bending radius, fixed installation	5 x D
Minimum bending radius, movable installation	10 x D
Cable weight	51 kg/km
Outer coating, material	PVC
Wire insulation, material	PVC
Insulation resistance	≥ 200 MΩ*km (at 20 °C)
Conductor resistance	max. 57 Ω/km (at 20 °C)
Flame resistance	acc. to UL-Style 2464
Oil resistance	acc. to DIN EN 60811-2-1

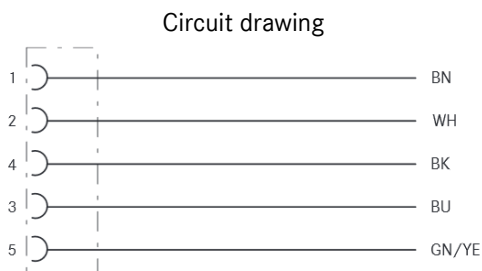

Standards/Approvals

Product standard, M12 connector	IEC 61076-2-101
UL-Listed, E-File	E249137

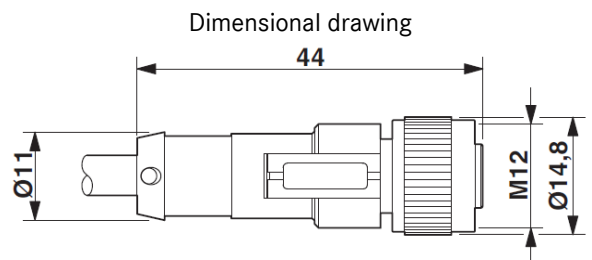
Technical drawing



Pin assignment M12-jack, 5-pol, A-coding



Pin assignment M12-jack



Jack M12 x 1, straight

Application range

For medium mechanical load in dry areas

Note

Photographs are not true to scale and do not represent detailed images of the respective products.

Creator: THLE3/PDP Released: IVSE1/PDP	Document: DB22262099EN Version: 03	Page 2 of 2
---	---------------------------------------	-------------