

1. **EU-TYPE EXAMINATION CERTIFICATE**
2. **Equipment or Protective System Intended for use in Potentially explosive atmospheres
Directive 2014/34/EU**

3. EU-Type Examination Certificate Number: **EESF 18 ATEX 053X Issue 1**

4. Product: **Temperature sensors**

Certified types: **WT-KAAPALI-6/xxx-yyyy/TDT-4J-KLA-EX
2XWT-KAAPALI-6/xxx-yyyy/TDT-4J-KLA-EX**

5. Manufacturer: **Lapp Automaatio Oy**

6. Address: **Martinkyläntie 52, FI-01720 Vantaa, Finland**

Additional manufacturing locations:

Lapp Connecto Oy, Varastokatu 10, FI-05800 Hyvinkää, Finland

7. This product and any acceptable variation thereto is specified in the schedule to this certificate and the documents therein referred to.

8. Eurofins Expert Services Oy, Notified Body number 0537, in accordance with Article 17 of Directive 2014/34/EU of the European Parliament and of the Council, dated 26 February 2014, certifies that this product has been found to comply with the Essential Health and Safety Requirements relating to the design and construction of products intended for use in potentially explosive atmospheres given in Annex II to the Directive.

The examination and test results are recorded in confidential report No. EUFI29-19000064-T1.

9. Compliance with the Essential Health and Safety Requirements has been assured by compliance with:

EN 60079-0 (2012)

EN 60079-7 (2007)

EN 60079-31 (2014)

10. If the sign "X" is placed after the certificate number, it indicates that the product is subject to the Specific Conditions of Use specified in the schedule to this certificate.

11. This EU-Type Examination Certificate relates only to the design and construction of the specified product. Further requirements of the Directive apply to the manufacturing process and supply of this product. These are not covered by this certificate.

12. The marking of the product shall include the following:



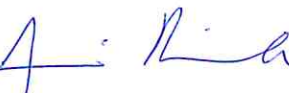
II 2G Ex e IIC T6...T3 Gb

II 2D Ex tb IIIC T60 °C...T200 °C Db

Espoo, 20.2.2019
Eurofins Expert Services Oy



Tony Myllylä
Expert

Jenni Hirvelä
Expert

13. **Schedule**

14. **EU-Type Examination Certificate EESF 18 ATEX 053X Issue 1**

15. **Description of Product**

4-wire Pt100 temperature sensors with variable probe and cable length. The sensors are equipped with one (types WT-...) or two (types 2XWT-...) Pt100 elements. Pt100 element locates inside in the tip of the probe The probe material is AISI316L stainless steel. The probes are equipped with permanent heat tolerant (205 °C) FEP insulated connection cable.

The maximum measuring current is $I = 10\text{mA}$.

16. **Report Number**

EUFI29-19000064-T1

17. **Specific Conditions of Use**

The process temperature shall not exceed allowed maximum ambient temperature limits for Groups IIC and IIIC.

Allowed maximum ambient temperature ranges for Group IIC according to T Class ranges T6...T3 are:

- T6: $-40\text{ °C} \leq T_{\text{amb}} \leq +80\text{ °C}$
- T5: $-40\text{ °C} \leq T_{\text{amb}} \leq +95\text{ °C}$
- T4: $-40\text{ °C} \leq T_{\text{amb}} \leq +130\text{ °C}$
- T3: $-40\text{ °C} \leq T_{\text{amb}} \leq +185\text{ °C}$

Allowed maximum ambient temperature ranges for Group IIIC according to T Class ranges T60 °C...T200 °C are:

- T60 °C: $-40\text{ °C} \leq T_{\text{amb}} \leq +60\text{ °C}$
- T200 °C: $-40\text{ °C} \leq T_{\text{amb}} \leq +200\text{ °C}$

For intermediate values, the maximum surface temperature $T^{**}\text{ °C}$ shall be equal to maximum T_{amb} value.

18. **Essential Health and Safety Requirements**

The Essential Health and Safety Requirements are covered by the standards listed at item 9.

19. **Drawings and Documents**

	Doc.Id.	Rev.	Date
WT-KAAPALI-6/XXX-YYYY/TDT-4J-KLA-EX	1061957T	4	18.1.2019
2XWT-KAAPALI-6/XXX-YYYY/TDT-4J-KLA	1061961T	4	18.1.2019

20. **Certificate History**

Certificate	Date	Report No.	Change
VTT 14 ATEX 004X	12.3.2014	VTT-S-00889-14	Prime certificate
EESF 18 ATEX 053X	05.12.2018	-	Name and address of the manufacturer has changed. The Certificate Number has changed due to the name change of the Notified Body. Standard EN 60079-31 (2014) has been harmonized and therefore reference to EN 60079-31 (2009)/ IEC 60079-31 (2013) was changed to EN 60079-31 (2014).
EESF 18 ATEX 053X Issue 1	20.2.2019	EUFI29-19000064-T1	Document revisions and test report reference updated.



IECEX Certificate of Conformity

INTERNATIONAL ELECTROTECHNICAL COMMISSION IEC Certification Scheme for Explosive Atmospheres

for rules and details of the IECEx Scheme visit www.iecex.com

Certificate No.: IECEx EESF 18.0025X

Issue No: 1

Certificate history:

Status: **Current**

Issue No. 1 (2019-02-01)

Issue No. 0 (2018-12-14)

Page 1 of 4

Date of Issue: **2019-02-01**

Applicant: **Lapp Automaatio Oy**
Martinkyläntie 52, FI-01720 Vantaa
Finland

Equipment: **Temperature sensors WT-KAAPPELI-6/xxx-yyyy/TDT-4J-KLA-EX and 2XWT-KAAPPELI-6/xxx-yyyy/TDT-4J-KLA-EX**

Optional accessory: *n/a*

Type of Protection: **Increased safety "e" and Equipment dust ignition protection by enclosure "tb"**

Marking:
Ex e IIC T6...T3 Gb
Ex tb IIIC T60 °C...T200 °C Db

Approved for issue on behalf of the IECEx
Certification Body:

Kari Koskela

Position:

Expert

Signature:
(for printed version)

Date:

2019-02-01

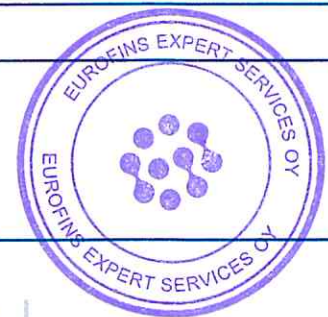
1. This certificate and schedule may only be reproduced in full.
2. This certificate is not transferable and remains the property of the issuing body.
3. The Status and authenticity of this certificate may be verified by visiting the Official IECEx Website.

Certificate issued by:

Eurofins Expert Services Oy
Kivimiehentie 4,
FI-02150 Espoo
Finland



Expert Services





IECEX Certificate of Conformity

Certificate No: IECEX EESF 18.0025X

Issue No: 1

Date of Issue: 2019-02-01

Page 2 of 4

Manufacturer: **Lapp Connecto Oy**
Varastokatu 10, FI-05800 Hyvinkää
Finland

Additional Manufacturing location(s):

This certificate is issued as verification that a sample(s), representative of production, was assessed and tested and found to comply with the IEC Standard list below and that the manufacturer's quality system, relating to the Ex products covered by this certificate, was assessed and found to comply with the IECEx Quality system requirements. This certificate is granted subject to the conditions as set out in IECEx Scheme Rules, IECEx 02 and Operational Documents as amended.

STANDARDS:

The apparatus and any acceptable variations to it specified in the schedule of this certificate and the identified documents, was found to comply with the following standards:

IEC 60079-0 : 2011 Edition:6.0	Explosive atmospheres - Part 0: General requirements
IEC 60079-31 : 2013 Edition:2	Explosive atmospheres - Part 31: Equipment dust ignition protection by enclosure "t"
IEC 60079-7 : 2006-07 Edition:4	Explosive atmospheres - Part 7: Equipment protection by increased safety "e"

*This Certificate **does not** indicate compliance with electrical safety and performance requirements other than those expressly included in the Standards listed above.*

TEST & ASSESSMENT REPORTS:

A sample(s) of the equipment listed has successfully met the examination and test requirements as recorded in

Test Report:

FI/EESF/ExTR18.0015/01

Quality Assessment Report:

FI/EESF/QAR18.0004/00



IECEx Certificate of Conformity

Certificate No: IECEx EESF 18.0025X

Issue No: 1

Date of Issue: 2019-02-01

Page 3 of 4

Schedule

EQUIPMENT:

Equipment and systems covered by this certificate are as follows:

WT-KAAPELI-6/xxx-yyyy/TDT-4J-KLA-EX-EX and 2XWT-KAAPELI-6/xxx-yyyy/TDT-4J-KLA-EX are 4-wire Pt100 temperature sensors with variable probe and cable length. The sensors are equipped with one (types WT-...) or two (types 2XWT-...) Pt100 elements. Pt100 element locates inside in the tip of the probe. The probe material is AISI316L stainless steel. The probes are equipped with permanent heat tolerant (205 °C) FEP insulated connection cable.

The maximum measuring current is $I=10\text{mA}$.

SPECIFIC CONDITIONS OF USE: YES as shown below:

The process temperature shall not exceed allowed maximum ambient temperature limits for Group IIC and IIIC.

Allowed maximum ambient temperature ranges for Group IIC according to T Classes T6...T3 are:

T6: $-40\text{ °C} \leq T_{\text{amb}} \leq +80\text{ °C}$

T5: $-40\text{ °C} \leq T_{\text{amb}} \leq +95\text{ °C}$

T4: $-40\text{ °C} \leq T_{\text{amb}} \leq +130\text{ °C}$

T3: $-40\text{ °C} \leq T_{\text{amb}} \leq +185\text{ °C}$

Allowed maximum ambient temperature ranges for Group IIC according to T Class range T60 °C...T200 °C are:

T60 °C: $-40\text{ °C} \leq T_{\text{amb}} \leq +60\text{ °C}$

T200 °C: $-40\text{ °C} \leq T_{\text{amb}} \leq +200\text{ °C}$

For intermediate values, the maximum surface temperature $T^{**}\text{ °C}$ shall be equal to maximum T_{amb} value.



IECEX Certificate of Conformity

Certificate No: IECEx EESF 18.0025X

Issue No: 1

Date of Issue: 2019-02-01

Page 4 of 4

DETAILS OF CERTIFICATE CHANGES (for issues 1 and above):

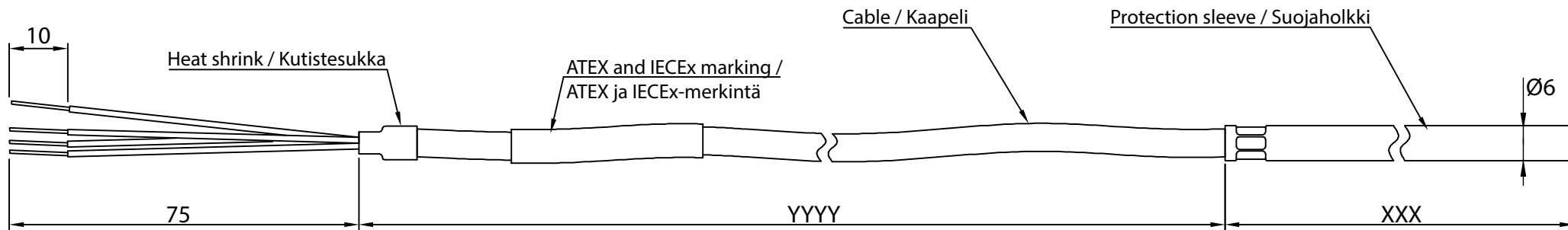
Marking plates and document revisions corrected.

Changes in the drawing are allowed only by the permission of the authorities who have granted the certificate

Muutokset sallittu vain sertifiikaatin myöntäjän luvalla

The drawing is a valid document only with signatures (Chkd. and Appd.)

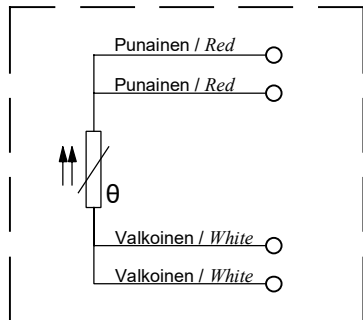
Piirustus on pätevä dokumentti vain allekirjoitettuna (Tark. ja Hyv.)



- Operating temperature range -40 ... +200 °C
- Maximum measuring current 10 mA
- Electrical connections to approved unit according to application or to terminal box according to requirements at connecting site
- When 2 or 3 wire connection is used, all wires must be connected or terminated according to regulations
- Tinned copper (Cu) wires 0,22 mm²

- Käyttölämpötila-alue -40 ... +200 °C
- Maksimi mittausvirta 10 mA
- Sähköinen kytkentä sovelluksen mukaisesti, hyväksytyyn laitteeseen tai kytkentäkoteloon, kytkentä paikan vaatimusten mukaisesti
- Käytettäessä 2- tai 3-johdinkytkentää, kaikki johtimet pitää olla kytkettynä tai päätettynä määräysten mukaisesti
- Tinatut kupari (Cu) kytkentäjohtimet 0,22 mm²

1xPt100, Luokka A, 4-johdin,
standardin IEC 60751 mukaan. /
1x Pt100, Class A, 4-wire,
according to standard IEC 60751.



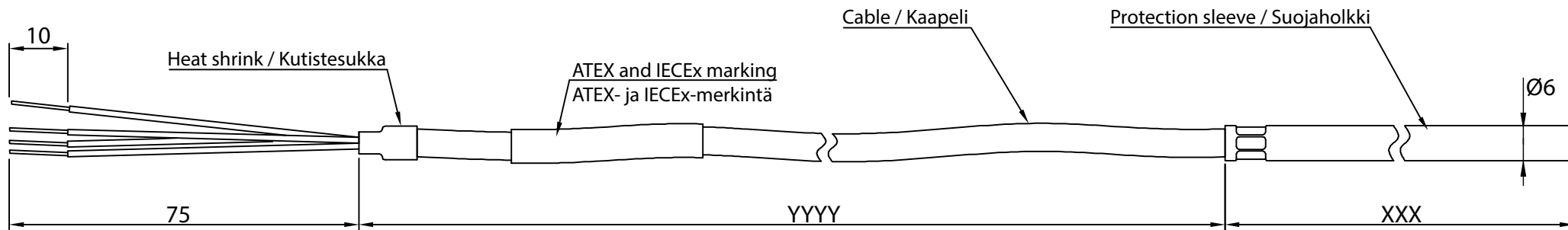
	Name / Nimi	Signature / Allekirjoitus	Date / Päiväys	Info		
Drawn / Piirtäjä	T.Mahrberg		01.11.2021	EESF 18 ATEX 053X IECEX EESF 18.0025X		
Checked / Tarkastaja	M.Saarela		01.11.2021	II 2 G Ex e IIC T6...T3 Gb		
Approved / Hyväksyjä	V.Tepponen		01.11.2021	II 2 D Ex tb IIIC T60°C...T200°C Db		
LAPP AUTOMAATIO Lapp Automaatio Oy Martinkyläntie 52 FI-01720 Vantaa, Finland tel: +358 (0) 20 764 64 e-mail: info.fi.lav@lapp.com		Process material / Prosessi materiaali AISI 316L / EN1.4404	Product / Tuotenimi WT-KAAPELI-6/XXX-YYYY/TDT-4J-KLA-EX		Size / Koko A4	
		Coating material / Pinnoite materiaali	Drawing number / Piirustusnumero 1061957	Rev. 5	Scale / Suhde	

Changes in the drawing are allowed only by the permission of the authorities who have granted the certificate

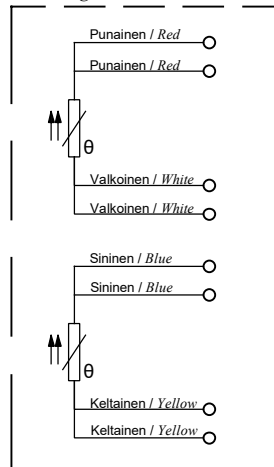
Muutokset sallittu vain sertifikaatin myöntäjän luvalla

The drawing is a valid document only with signatures (Chkd. and Appd.)

Piirustus on pätevä dokumentti vain allekirjoitettuna (Tark. ja Hyv.)



2xPt100, Luokka A, 4-johdin,
standardin IEC 60751 mukaan. /
2x Pt100, Class A, 4-wire,
according to standard IEC 60751.



- Operating temperature range -40 ... +200 °C
- Maximum measuring current 10 mA
- Electrical connections to approved unit according to application or to terminal box according to requirements at connecting site
- When 2 or 3 wire connection is used, all wires must be connected or terminated according to regulations
- Tinned copper (Cu) wires 0,22 mm²

- Käyttölämpötila-alue -40 ... +200 °C
- Maksimi mittausvirta 10 mA
- Sähköinen kytkentä sovelluksen mukaisesti, hyväksytyyn laitteeseen tai kytkentäkoteloon, kytkentä paikan vaatimusten mukaisesti
- Käytettäessä 2- tai 3-johdinkytkentää, kaikki johtimet pitää olla kytkettynä tai päätettynä määräysten mukaisesti
- Tinatut kupari (Cu) kytkentäjohtimet 0,22 mm²

	Name / Nimi	Signature / Allekirjoitus	Date / Päiväys	Info	
Drawn / Piirtäjä	T. Mahrberg		01.11.2021	EESF 18 ATEX 053X IECEX EESF 18.0025X	
Checked / Tarkastaja	M. Saarela		01.11.2021	II 2 G Ex e IIC T6...T3 Gb II 2 D Ex tb IIIC T60°C...T200°C Db	
Approved / Hyväksyjä	V. Tepponen		01.11.2021		
LAPP AUTOMAATIO Lapp Automaatio Oy Martinkyläntie 52 FI-01720 Vantaa, Finland tel: +358 (0) 20 764 64 e-mail: info.fi.lav@lapp.com		Process material / Prosessi materiaali AISI 316L / EN1.4404		Product / Tuotenimi 2XWT-KAAPPELI-6/XXX-YYYY/TDT-4J-KLA-EX	Size / Koko A4
		Coating material / Pinnoite materiaali		Drawing number / Piirustusnumero 1061961	Rev. 5
					Scale / Suhde

EU Declaration of Conformity

We, the manufacturer Lapp Automaatio Oy
Martinkyläntie 52
FI-01720 Vantaa, Finland

declare that the following product

Temperature sensor

Type: WT-KAAPELI-6/XXX-YYY/TDT-4J-KLA-EX


is in conformity with the Directive 2014/34/EU.

The declaration is based on the EU-type Examination Certificate
EESF 18 ATEX 053X Issue 1

and the Production Quality Assessment Notification EESF 18 ATEX Q 006

issued by Eurofins Expert Services Oy (Notified Body number 0537),
address: Kivimiehentie 4, P.O. Box 47, FI-02151 Espoo, Finland.

The marking of the equipment or protective system include the following:

 II 2 GD Ex e II T6...T3 Gb
Ex tb IIIC T60°C...T200°C Db

The compliance with the Essential Health and Safety Requirements of the Directive is met by
the compliance with the following standards:

EN 60079-0 (2018)
EN 60079-7 (2015)
EN 60079-31 (2014)

“The revised (now harmonized) standards have been compared to the standards used for
certification purposes and that no changes in the “state of the art” apply to the equipment.”

Vantaa 29.10.2021



Vesa Tepponen
Product Line Manager of Lapp Automaatio Oy

EU Declaration of Conformity

We, the manufacturer Lapp Automaatio Oy
Martinkyläntie 52
FI-01720 Vantaa, Finland

declare that the following product

Temperature sensor

Type: 2 x WT-KAAPELI-6/XXX-YYY/TDT-4J-KLA-EX


is in conformity with the Directive 2014/34/EU.

The declaration is based on the EU-type Examination Certificate
EESF 18 ATEX 053X Issue 1

and the Production Quality Assessment Notification EESF 18 ATEX Q 006

issued by Eurofins Expert Services Oy (Notified Body number 0537),
address: Kivimiehentie 4, P.O. Box 47, FI-02151 Espoo, Finland.

The marking of the equipment or protective system include the following:

 II 2 GD Ex e II T6...T3 Gb
Ex tb IIIC T60°C...T200°C Db

The compliance with the Essential Health and Safety Requirements of the Directive is met by the compliance with the following standards:

EN 60079-0 (2018)
EN 60079-7 (2015/A1:2018)
EN 60079-31 (2014)

“The revised (now harmonized) standards have been compared to the standards used for certification purposes and that no changes in the “state of the art” apply to the equipment.”

Vantaa 29.10.2021



Vesa Tepponen
Product Line Manager of Lapp Automaatio Oy