
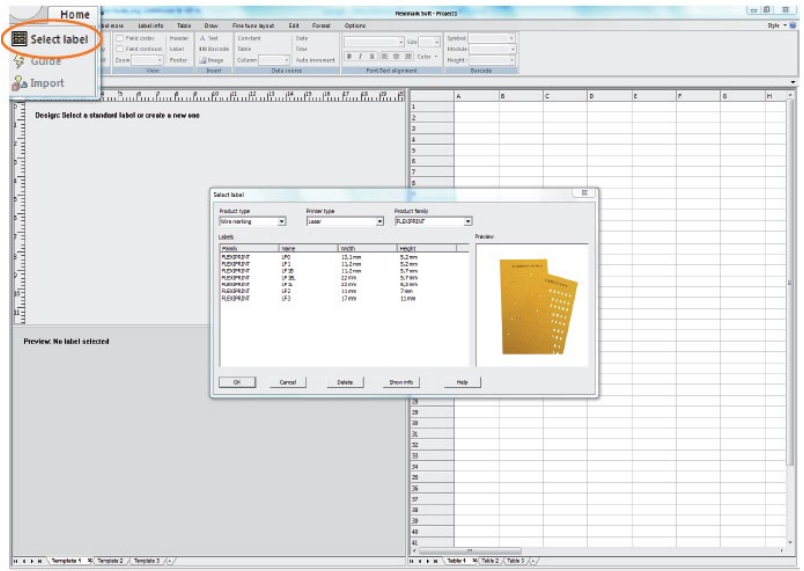


	DATA SHEET	
Valid from: 28-01-2019	FLEXIMARK® Software 10.0	

Software for creating and printing identification marking systems.
 Enables printing FLEXIMARK® Marking easily and quickly.
 FLEXIMARK® Software exploits the potential of Microsoft® Windows.
 With predefined templates for labeling systems from FLEXIMARK® Marking assortment.
 Many useful features: text generating, sequence, barcodes, images, import Excel files, different fonts etc.
 Print your own marking for cables, wires and components.
 FLEXIMARK® Software light and full version.



System requirements:

Operative system:	Printer and driver for Microsoft® Windows 2000 or higher
Memory:	20MB free hard disk space
Barcodes:	EAN-8, EAN-13, EAN-128, Code-128, Code-39, interleaved 2/5, UPC-A
Graphic:	At least VGA
Printer:	Laser and thermal transfer printers
Languages:	English, German, French and Swedish
Copyright:	Fleximark AB, Sweden
Version:	10.0


Other product data:

ETIM Classification: EC002537

Advantages:

User-friendly software for printing you own marking and identification.
 Suitable for Windows 7.
 Exploits the potential of Microsoft® Windows.
 Operating manual and help function in the FLEXIMARK® Software .
 Quick-guide included in the package.
 Predefined label templates makes the creation and printing quick and easy.
 Many useful features such as text generating, sequences, import of excel files, barcodes, images, different fonts etc.
 One software for printing plastic, label and cable marking.
 Online update service for new label templates via Internet.
 Technical support service from Fleximark AB.

Creator: Fleximark/LR	Document: DB83251080EN FLEXIMARK Software 10.0 Version: 02	Page 1 of 4
-----------------------	---	-------------

	DATA SHEET	
Valid from: 28-01-2019	FLEXIMARK® Software 10.0	

Product data:

Part no.	Article designation	Content (pcs/unit)	PU
83251080	FLEXIMARK Software 10.0	200	1


Delivery:

FLEXIMARK® Software 10.0 full version is delivered on a CD or can be downloaded from LappKabel or Fleximark website. The download is free of charge with a trial period of 30 days.

The full version of FLEXIMARK® Software 10.0 is activated with a license number. The license number for the full version of the software can be purchased from LappKabel or Fleximark.

When purchasing a printer from Fleximark or LappKabel, the FLEXIMARK® Software 10.0 full version is included in the package without charge.

FLEXIMARK® Software 10.0 light version is available for download at LappKabel or Fleximark website free of charge. The light version is used for printing marking and identifications only from FLEXIMARK® Marking assortment.




Installing from CD:

1. Insert the disc into the disk drive unit
2. Select language for FLEXIMARK® Software 10.0
3. The installer will guide you through the steps required to install FLEXIMARK® Software 10.0 on your computer
4. Open the new software program and register company name, name and serial number
5. The software is ready for printing marking

In the table below you can see what is possible to create in light and full version:

Features	Full version	Light version
Change font	X	X
Create constant text	X	X
Create own labels and marking	X	
Create own projects	X	X
Create sequence	X	X
Draw object	X	
Filter different files	X	
Free of charge		X
Identification with date and time	X	
Import own images	X	
Lock printer to a project	X	
Open saved Excel files	X	X
Preview your label	X	X
Print available labels and marking	X	X
Print bar codes	X	
Print images	X	
Save printing settings	X	
Try for 30 days, no extra charge	X	

Creator: Fleximark/LR	Document: DB83251080EN FLEXIMARK Software 10.0 Version: 02	Page 2 of 4
-----------------------	---	-------------

	DATA SHEET	
Valid from: 28-01-2019	FLEXIMARK® Software 10.0	

Related products:

FLEXIMARK® Software 10.0 is used for printing on laser and thermal transfer printer. Within FLEXIMARK® Marking assortment there are many different marking systems and labels available for printing with FLEXIMARK® Software. All accessories mentioned below are available in FLEXIMARK® Marking assortment

Printing on a laser printer (Recommended laser table printers):

FLEXIMARK® Flexilabels LFL	for cable and component marking with character holders
FLEXIMARK® Cablelabel LFL	for cable marking with plastic cable ties
FLEXIMARK® Wrapping label LCK	for cable marking
FLEXIMARK® Flexiprint LF	for wire marking and cable marking for thin cables
FLEXIMARK® Labels LA	for component marking
FLEXIMARK® LMB labels	for wire and cable marking with different collars

Printing on a thermal transfer printer (Recommended CAB thermal transfer printers):

FLEXIMARK® Flexilabels TFL	for cable and component marking with character holders
FLEXIMARK® Cablelabel TFL	for cable marking with plastic cable ties
FLEXIMARK® Cablelabel PUR	for cable marking with plastic cable ties
FLEXIMARK® Wrapping label TCK	for cable marking
FLEXIMARK® Flexiprint TF	for wire marking and cable marking for thin cables
FLEXIMARK® Labels TA	for component marking
FLEXIMARK® Labels TA Foam	for component marking
FLEXIMARK® Flat shrink tube	for shrink tube marking
FLEXIMARK® Organized shrink tube	for shrink tube marking with shrink tube in different lengths
FLEXIMARK® Flag label	for cable marking in small places

Printing on a Multiprinter with plastic material:

FLEXIMARK® Cablelabel MTFI	for cable marking with plastic cable ties
FLEXIMARK® Terminal block TB	for terminal block marking
FLEXIMARK® Marking tags TMB	for wire and cable marking with different collars
FLEXIMARK® Plastic core tag	for wire marking
FLEXIMARK® Identification tag TCM	for identification component marking
FLEXIMARK® Stripmarking TCM	for component marking
FLEXIMARK® Legends TCM	for component marking with push button holders

FLEXIMARK® Label templates


New label templates for specific marking from FLEXIMARK® Marking assortment, are available for download from www.fleximark.com and are save directly into FLEXIMARK SOFTWARE 10.0 according to the following instructions:

1. Find the template of the product you need to print out on the website
2. Download the template
3. Save the file on C:\Users\Your user name\AppData\Roaming\Fleximark Soft V10.0\Labels

The Label should now appear under option “Label templates” within the software. In case you do not see the AppData file, please make sure the hidden files is deactivated. How to display hidden files and folders:

1. Open Folder Options by clicking the Start button,
2. Click on the Control Panel,
3. Click on the Appearance Personalization
4. Click on the Folder Options
5. Click the View tag
6. Under Advanced settings: click show hidden files, folders and drives
7. Click Ok

Creator: Fleximark/LR	Document: DB83251080EN FLEXIMARK Software 10.0 Version: 02	Page 3 of 4
-----------------------	---	-------------

	DATA SHEET	
Valid from: 28-01-2019	FLEXIMARK® Software 10.0	

Thermal transfer printers:

Fleximark recommends printing thermal transfer marking with FLEXIMARK® Software on a high-quality CAB Thermal transfer printer.

Thermal transfer CAB EOS printers combine all functions within an industrial printer with highest user comfort. Fleximark AB offers CAB EOS1 for rolls up to 155 mm in diameter and CAB EOS4 for rolls up to 210 mm in diameter.

The CAB A4+ printers are built for uncompromising permanent operation and for high printing volumes. CAB A4+M is especially suitable for shrink tube printing and narrow material.



Note:

Pictures are not to scale and do not represent detailed images of each product.

Creator: Fleximark/LR	Document: DB83251080EN FLEXIMARK Software 10.0 Version: 02	Page 4 of 4
-----------------------	---	-------------