

FG16XHOHM16AM16 600/1000V

CU/HEPR/IS/OS/LSZH/SWB/LSZH

CPR Class: Cca – s1b, d1, a1

Design

- **Conductor**
Stranded annealed or tinned Copper
- **Insulation**
Cross-linked copolymer
- **Individual Screen**
Aluminum/PET + tinned Copper drain wire
- **Overall Screen**
Aluminum/PET + tinned Copper drain wire
- **Inner sheath**
LSZH (low smoke zero halogen)
- **Armour**
Galvanized steel wire braid
- **Outer sheath**
LSZH (low smoke zero halogen)
- **Colour**
Upon request

Special Features

- UV-resistant
- Hydrocarbon and Chemical resistant
- Oil resistant

Type of Application

- Middle-high level CPR classification
- Suitable for installation in constructions and civil engineering buildings with high concentration of people.


Norm references and Approvals


- **Constructive standard**
EN 50288-7
- **CPR**
EU 305/11
EN 50575
- **Hydrocarbon & Oil**
CEI 20-34/0
- **Determination of acidity**
IEC 60754-2
- **Low smoke emission**
IEC 61034-2
- **Fire behavior**
IEC 60332-1-2
EN 50399


DoP Number


- CCE_DOP_210003

Technical data

 **Core identification code:**
Pairs: black & white numbered
Triads: black, white, red numbered
Other colors code available on request


 **Insulation resistance:**
1000 MOhm x km

 **Conductor stranding:**
Class 5 IEC 60228

 **Nominal Voltage U₀/U:**
600/1000 V

 **Test voltage:**
C/C 3500 Vac x 5 minute

 **Temperature range:**
during operation: -30° to +70°C
during installation: -5° to +50°C

 **Minimum Bending Radius:**
10 x Outer Diameter

Cross section (mm ²)	Outer diameter (mm)	Copper index (kg/km)	Weight (kg/km)
2x2x1	16,5	45,7	392,1
6x2x1	22,1	127,5	675,8
10x2x1	28,4	209,3	1106,3
12x2x1	29,4	250,2	1172,3
16x2x1	32,5	332,0	1413,6
20x2x1	36,1	413,8	1720,1
24x2x1	39,8	495,6	2076,6
2x2x1,5	17,4	64,9	439,5
6x2x1,5	23,9	185,1	791,8
10x2x1,5	30,6	305,3	1299,2
12x2x1,5	31,5	365,4	1383,2
16x2x1,5	34,9	485,6	1655,8
20x2x1,5	38,9	605,8	2041,4
24x2x1,5	43,0	726,0	2466,8
2x2x2,5	19,6	103,3	559,6
6x2x2,5	27,4	300,3	1084,8
10x2x2,5	34,6	497,3	1693,7
12x2x2,5	35,8	595,8	1818,0
16x2x2,5	39,7	792,8	2222,4
20x2x2,5	44,3	989,8	2721,0
24x2x2,5	49,1	1186,8	3320,5

Cross section (mm ²)	Outer diameter (mm)	Copper index (kg/km)	Weight (kg/km)
2x3x1	18,1	64,9	485,3
6x3x1	25,0	185,1	928,5
10x3x1	31,6	305,3	1447,0
12x3x1	32,7	365,4	1550,6
16x3x1	36,2	485,6	1889,9
20x3x1	40,2	605,8	2304,7
24x3x1	44,6	726,0	2809,8
2x3x1,5	19,4	93,7	561,0
6x3x1,5	27,0	271,5	1103,7
10x3x1,5	34,1	449,3	1726,7
12x3x1,5	35,3	538,2	1858,1
16x3x1,5	39,0	716,0	2268,0
20x3x1,5	43,4	893,8	2778,7
24x3x1,5	48,2	1071,6	3388,5
2x3x2,5	21,6	151,3	708,0
6x3x2,5	30,5	444,3	1445,5
10x3x2,5	38,7	737,3	2290,2
12x3x2,5	39,9	883,8	2452,4
16x3x2,5	44,4	1176,8	3040,6
20x3x2,5	49,8	1469,8	3789,0
24x3x2,5	55,0	1762,8	4587,7

Unless specified, the shown product values are nominal. Detailed values (e.g. tolerances) are available upon request.

Photographs are not to scale and do not represent detailed images of the respective products, technical sheets including detailed constructions and performances are available upon request