

FG18OM16AM16 600/1000V

CU/XLPO/LSZH/SWB/LSZH
CPR Class: B2ca – s1a, d1, a1

Design

- **Conductor**
Stranded annealed or tinned Copper
- **Insulation**
Cross-linked copolymer
- **Inner sheath**
LSZH (low smoke zero halogen)
- **Armour**
Galvanized steel wire braid
- **Outer sheath**
LSZH (low smoke zero halogen)
- **Colour**
Upon request

Special Features

- UV-resistant
- Hydrocarbon and Chemical resistant
- Oil resistant

Type of Application

- High level CPR classification
- Suitable for installation in bundles in constructions and civil engineering buildings with long evacuation times due to high crowd density.


Norm references and Approvals


- **Constructive standard**
IEC 60502-1
- **CPR**
EU 305/11
EN 50575
- **Hydrocarbon & Oil**
CEI 20-34/0
IEC 60811-404
- **Determination of acidity**
IEC 60754-2
- **Low Smoke Emission**
IEC 61034-2
- **Fire behavior**
IEC 60332-1-2
EN 50399


DoP Number

- CCE_DOP_220007


Technical data


 **Core identification code as per HD 308:**
1: black
2: brown, blue
3: blue, brown, black (yellow/green);
4: brown, black, grey, blue (yellow/green);
5: blue, brown, black, grey, black (yellow/green)
Other colors code available on request

 **Conductor stranding:**
Class 5 IEC 60228

 **Nominal Voltage U_o/U:**
600/1000 V

 **Test voltage:**
C/C 3500 Vac x 5 minute

 **Temperature range:**
during operation: -30° to +70°C
during installation: -5° to +50°C

 **Minimum Bending Radius:**
10 x Outer Diameter

Cross section (mm ²)	Outer diameter (mm)	Copper index (kg/km)	Weight (kg/km)
2x1,5	12,8	28,8	258,48
2x2,5	13,8	48	308,53
2x4	14,82	76,8	368,25
2x6	16,4	115,2	462,48
2x10	18,4	192	614,17
2x16	21	307,2	832,02
2x25	23,4	480	1095,21
2x35	25,7	672	1381,01
2x50	30,4	960	1913,7
2x70	35	1344	2599,78
2x95	39,6	1824	3393,44
2x120	41,2	2304	3896,96
2x150	46	2880	4886,19
3x1,5	13,28	43,2	284,98
3x2,5	14,36	72	345,74
3x4	22,14	115,2	419,74
3x6	17,17	172,8	535,58
3x10	19,33	288	727,77
3x16	22,14	460,8	1003,85
3x25	24,73	720	1346,73
3x35	27,21	1008	1721,16
3x50	32,87	1440	2446,09
3x70	37,78	2016	3379,27
3x95	42,3	2736	4311,51
3x120	44,41	3456	5051,37
3x150	49,34	4320	6319,39
3x185	56,19	5328	7884,47
3x240	63,76	6912	10219,57
4x1,5	14,06	57,6	323,73
4x2,5	15,27	96	398,3
4x4	16,5	153,6	490,09
4x6	18,42	230,4	633,83
4x10	20,84	384	875,43

Cross section (mm ²)	Outer diameter (mm)	Copper index (kg/km)	Weight (kg/km)
4x16	23,98	614,4	1222,64
4x25	26,89	960	1660,25
4x35	29,87	1344	2155,06
4x50	36,51	1920	3141,88
4x70	41,03	2688	4193,49
4x95	47,15	3648	5504,1
4x120	48,85	4608	6383,94
4x150	54,33	5760	8005,42
4x185	62,1	7104	10012,51
4x240	70,54	9216	13003,73
3x35+1x25	29,29	1248	2017,14
3x50+1x25	34,4	1680	2664,03
3x70+1x35	39,24	2352	3644,67
3x95+1x50	45	3216	4816,74
3x120+1x70	47,5	4128	5797,18
3x150+1x95	52,93	5232	7306,38
3x185+1x95	59,11	6240	8695,42
3x240+1x150	67,44	8352	11538,23
5x1,5	14,9	72	366,43
5x2,5	16,25	120	456,01
5x4	17,63	192	567,4
5x6	19,76	288	740,62
5x10	22,46	480	1035,19
5x16	25,97	768	1459,86
5x25	29,41	1200	2012,94
5x35	33,11	1680	2655,77
5x50	40,19	2400	3839,99
5x70	45,92	3360	5217,52
5x95	51,72	4560	6716,37
5x120	53,81	5760	7837,42
5x150	60,28	7200	9900,39
5x185	68,44	8880	12301,07
5x240	78,4	11520	16115,94

Unless specified, the shown product values are nominal. Detailed values (e.g. tolerances) are available upon request.

Photographs are not to scale and do not represent detailed images of the respective products, technical sheets including detailed constructions and performances are available upon request