



Laying guidelines for cables and wires

Cables must be selected in accordance with the laying and operating conditions. They must be protected against mechanical, thermal and chemical effects as well against moisture penetrating through the cable ends.

Insulated power cables must not be laid underground. Temporary covering of NSSHÖU rubber-sheathed cables or trailing cables with soil, sand or a similar material, e.g. on building sites, does not constitute underground installation.

Fasteners and fixtures must not cause any damage to fixed wires and cables. Where cables or wires running horizontally along walls or ceilings are fixed using clips, the following guidelines regarding clip spacing must be observed:

For non-reinforced cables and wires, 20 x outside diameter.

These spacing guidelines also apply when laying cables in conduits and racks. When laying cables vertically, the spacing between clips can be increased depending on the type of cable or clip.

When connecting flexible cables (e.g. ÖLFLEX® cables, UNITRONIC® cables) to portable power consumers, there must be no strain or thrust at the insertion points and the cables must be secured against twisting and kinking. Outer cable sheaths must not be damaged at the insertion points or by the strain relief devices. Standard version flexible PVC cables are not designed for outdoor use.

Special cables must be deployed for permanent underwater use.

Thermal stress

The temperature limits for the respective cable designs can be found in the technical data. The upper temperature limits must not be exceeded as a result of the cable heating up due to current heat and thermal environmental factors.

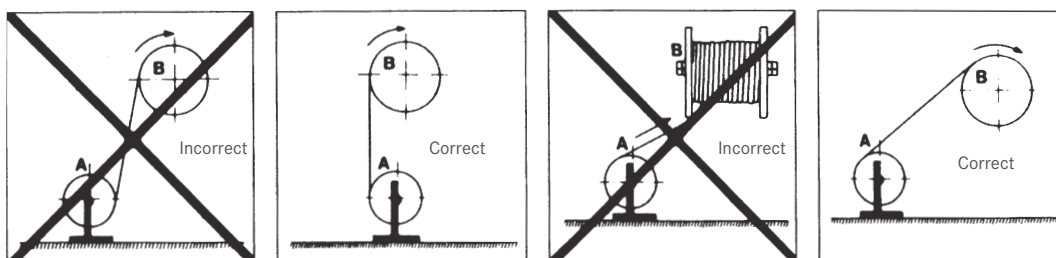
The lower temperature limits denote the lowest permitted ambient temperature.

Tensile strain

Tensile strain on the conductor should be as low as possible. The following tensile strains for conductors must not be exceeded for cables.

- When laying and operating copper cables for portable equipment: 15 N per mm² conductor cross-section; this does not include screening, concentric conductors and divided protective conductors. In the case of cables that are subjected to dynamic stresses, e.g. in crane systems with high acceleration or power chains subject to frequent movement, appropriate measures must be taken, e.g. enlargement of the bending radius in individual cases. A shorter service life may be expected.
- Cables for static installation. When laying permanent cables, 50 N per mm² conductor cross-section.
- For fibre optic cables, BUS, LAN, industrial and Ethernet cables, the respective permitted strain must be observed. These values can be found in the product data sheets or are available on request.

For more information on this subject, see tables T3, T4 and T5.



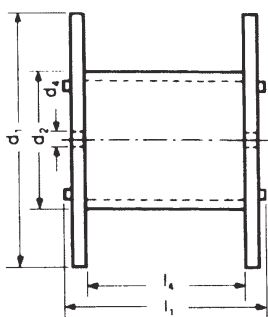
Winding and unwinding cables



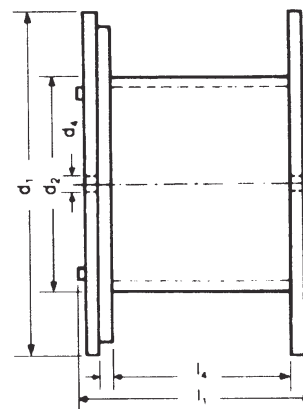
Wooden drums: holding capacity

Drum ID number	Cable Ø mm										
	6	9	12	15	20	25	30	40	50	60	80
71	2024	892	468	297	165	-	-	-	-	-	-
81	2755	1152	643	430	219	151	-	-	-	-	-
91	-	2202	1206	749	402	285	162	-	-	-	-
101	-	-	1540	1000	576	365	220	-	-	-	-
121	-	-	-	1991	1139	688	450	249	-	-	-
141	-	-	-	2479	1352	839	564	327	-	-	-
161	-	-	-	-	2435	1608	1028	549	319	-	-
181	-	-	-	-	-	1867	1197	640	373	256	-
201	-	-	-	-	-	2522	1583	812	558	296	163
221	-	-	-	-	-	-	2383	1328	678	566	278
250	-	-	-	-	-	-	-	1892	1107	699	363

Up to drum size 10 with cable bushing



From drum size 12 with spiral



Wooden drums: dimensions and load-bearing capacity

Drum ID number	Drum size	Diameter (mm)			Width (mm)		Load-bearing capacity kg	Weight kg
		d ₁	d ₂	d ₄	l ₁	l ₄		
071	07	710	355	80	520	400	250	25
081	08	800	400	80	520	400	400	31
091	09	900	450	80	690	560	750	47
101	10	1000	500	80	710	560	900	71
121	12	1250	630	80	890	670	1700	144
141	14	1400	710	80	890	670	2000	175
161	16/8	1600	800	80	1100	850	3000	280
181	18/10	1800	1000	100	1100	840	4000	380
201	20/12	2000	1250	100	1340	1045	5000	550
221	22/14	2240	1400	125	1450	1140	6000	710
250	25/14	2500	1400	125	1450	1140	7500	875
251	25/16	2500	1600	125	1450	1130	7500	900
281	28/18	2800	1800	140	1635	1280	10000	1175