

TT XLPE- σ ST-LSZH

Overall screened extension or compensating, LSZH
TT*/XLPE/OS/LSZH
(*Thermocouple Type Conductor)



Info

TT UE4XOHM 1 300 V
EN 50288-7
IEC 60584-3
ISA MC 96.1

Benefits

- Sunlight resistant
- Hydrocarbon and Chemical resistant
- Fire behaviour
- Oil resistant

Product features

Twisted pair, overall screened cable, XLPE insulated and LSZH jacketed

Norm references / Approvals

- **Hydrocarbon & Oil resistance**
CEI 20-34/0
- **Smoke**
IEC 61034-1 and 2
- **Halogen acid gas**
IEC 60754-1 and 2
- **Fire behaviour**
IEC 60332-1-2
IEC 60332-3-22 (Cat. A)

Design

- **Conductor:** Solid alloys according to IEC 60584-3, ISA MC 96.1
- **Core insulation:** XLPE
- **Screen:** OS Aluminum/PET + TC Drain wire
- **Outer sheath:** LSZH, color in accordance with IEC 60584-3, or ISA MC 96.1

Technical data



Core identification code:
in accordance with IEC 60584-3, or ISA MC 96.1 (SEE TT)



Insulation resistance:
5000 MOhm x km



Conductor stranding:
Solid alloys



Nominal Voltage U0/U:
300/300 V



Test voltage:
C/C 1500 V x 1 minute



Temperature range:
during operation: -30° to +70°C
during installation: -5° to +50°C



Minimum Bending Radius:
8 x Outer Diameter


Number cores and mm ² (AWG) per conductor	Approx. Outer Diameter mm	Alloy index kg/km	Approx. Weight kg/km
TT XLPE-σST-LSZH			
20x2x0,5 (20 AWG)	16,5	206,4	343
24x2x0,5 (20 AWG)	18,4	246,7	404
1x2x0,8 (18 AWG)	5,5	20,1	41
2x2x0,8 (18 AWG)	8,1	35,5	81
6x2x0,8 (18 AWG)	11,6	97,1	177
10x2x0,8 (18 AWG)	14,9	158,7	270
12x2x0,8 (18 AWG)	15,4	189,5	299
16x2x0,8 (18 AWG)	17,2	251,1	391
20x2x0,8 (18 AWG)	19,2	312,7	485
24x2x0,8 (18 AWG)	21,4	374,3	570
1x2x1,3 (16 AWG)	6,6	29,6	58
2x2x1,3 (16 AWG)	9,7	54,5	117
6x2x1,3 (16 AWG)	13,7	153,9	255
10x2x1,3 (16 AWG)	17,9	253,3	401
12x2x1,3 (16 AWG)	18,5	303,1	448
16x2x1,3 (16 AWG)	20,8	402,5	588
20x2x1,3 (16 AWG)	23,3	501,9	744
24x2x1,3 (16 AWG)	26,1	601,4	872

Where X=0 for KX, X=1 for KCA, X=2 for KCB, X=3 for EX, X=4 for TX, X=5 for JX, X=6 for BX, X=7 for RCA/SCA RCB/SCB, X=8 for NX, X=9 for NC

Unless specified otherwise, the shown product values are nominal values. Detailed values (e.g. tolerances) are available upon request.

Photographs are not to scale and do not represent detailed images of the respective products

AVAILABLE ALSO IN: Other conductor sizes and stranding, Arctic version with operation between -60°C and +70°C



TT XLPE-iST-oST-LSZH

Individual and overall screened extension or compensating, LSZH TT*/XLPE/IS/OS/LSZH (*Thermocouple Type Conductor)



Info

**TT UE4XHOHM 1 300 V
EN 50288-7
IEC 60584-3
ISA MC 96.1**

Benefits

- Sunlight resistant
- Hydrocarbon and Chemical resistant
- Fire behaviour
- Oil resistant

Product features

ATwisted pair, individual and overall screened cable, XLPE insulated and LSZH jacketed,

Norm references / Approvals

- **Hydrocarbon & Oil resistance**
CEI 20-34/0
- **Smoke**
IEC 61034-1 and 2
- **Halogen acid gas**
IEC 60754-1 and 2
- **Fire behaviour**
IEC 60332-1-2
IEC 60332-3-22 (Cat. A)

Design

- **Conductor:** Solid alloys according to IEC 60584-3, ISA MC 96.1
- **Core insulation:** XLPE
- **Screen:** IS/OS Aluminum/PET + TC Drain wire
- **Outer sheath:** LSZH, color in accordance with IEC 60584-3, or ISA MC 96.1

Technical data


- Core identification code:**
in accordance with IEC 60584-3, or ISA MC 96.1 (SEE TT)
- Insulation resistance:**
5000 MOhm x km
- Conductor stranding:**
Solid alloys
- Nominal Voltage U0/U:**
300/300 V
- Test voltage:**
C/C 1500 V x 1 minute
- Temperature range:**
during operation: -30° to +70°C
during installation: -5° to +50°C
- Minimum Bending Radius:**
8 x Outer Diameter

Number cores and mm ² (AWG) per conductor	Approx. Outer Diameter mm	Copper index kg/km	Approx. Weight kg/km
TT XLPE-iST-oST-LSZH			
2x2x0,5 (20 AWG)	7,9	35,2	81
6x2x0,5 (20 AWG)	11,1	96,2	175
10x2x0,5 (20 AWG)	14,5	157,2	277
12x2x0,5 (20 AWG)	15,0	187,7	310
16x2x0,5 (20 AWG)	16,6	248,7	397
20x2x0,5 (20 AWG)	18,6	309,7	500
24x2x0,5 (20 AWG)	20,8	370,7	591
2x2x0,8 (18 AWG)	9,1	45,9	104
6x2x0,8 (18 AWG)	12,8	128,1	228
10x2x0,8 (18 AWG)	16,5	210,4	351
12x2x0,8 (18 AWG)	17,3	251,5	403
16x2x0,8 (18 AWG)	19,1	333,8	517
20x2x0,8 (18 AWG)	21,5	416,0	653
24x2x0,8 (18 AWG)	24,1	498,3	769
2x2x1,3 (16 AWG)	10,7	64,8	138
6x2x1,3 (16 AWG)	15,3	184,9	317
10x2x1,3 (16 AWG)	19,8	305,0	491
12x2x1,3 (16 AWG)	20,7	365,0	562
16x2x1,3 (16 AWG)	23,2	485,1	737
20x2x1,3 (16 AWG)	26,0	605,2	929
24x2x1,3 (16 AWG)	29,1	725,3	1.093

Where X=0 for KX, X=1 for KCA, X=2 for KCB, X=3 for EX, X=4 for TX, X=5 for JX, X=6 for BX, X=7 for RCA/SCA RCB/SCB, X=8 for NX, X=9 for NC

Unless specified otherwise, the shown product values are nominal values. Detailed values (e.g. tolerances) are available upon request. Photographs are not to scale and do not represent detailed images of the respective products

AVAILABLE ALSO IN: Other conductor sizes and stranding, Arctic version with operation between -60°C and +70°C



TT XLPE- σ ST-LSZH-SWA-LSZH

Armoured overall screened extension or compensating, LSZH TT*/XLPE/OS/LSZH/SWA/LSZH (*Thermocouple Type Conductor)



Info

**TT UE4XOHM 1FM 1 300 V
EN 50288-7
IEC 60584-3
ISA MC 96.1**

Benefits

- Sunlight resistant
- Hydrocarbon and Chemical resistant
- Fire behaviour
- Oil resistant

Product features

Armoured twisted pair, overall screened cable, XLPE insulated and LSZH jacketed

Norm references / Approvals

- **Hydrocarbon & Oil resistance**
CEI 20-34/0
- **Smoke**
IEC 61034-1 and 2
- **Halogen acid gas**
IEC 60754-1 and 2
- **Fire behaviour**
IEC 60332-1-2
IEC 60332-3-22 (Cat. A)

Design

- **Conductor:** Solid alloys according to IEC 60584-3, ISA MC 96.1
- **Core insulation:** XLPE
- **Screen:** OS Aluminum/PET + TC Drain wire
- **Inner sheath:** LSZH, color in accordance with IEC 60584-3, or ISA MC 96.1
- **Armour:** Galvanized steel wire
- **Outer sheath:** LSZH, color in accordance with IEC 60584-3, or ISA MC 96.1

Technical data


- **Core identification code:**
in accordance with IEC 60584-3, or ISA MC 96.1 (SEE TT)
- **Insulation resistance:**
5000 MOhm x km
- **Conductor stranding:**
Solid alloys
- **Nominal Voltage U0/U:**
300/300 V
- **Test voltage:**
C/C 1500 V x 1 minute
- **Temperature range:**
during operation: -30° to +70°C
during installation: -5° to +50°C
- **Minimum Bending Radius:**
10 x Outer Diameter

Number cores and mm ² (AWG) per conductor	Approx. Outer Diameter mm	Copper index kg/km	Approx. Weight kg/km
TT XLPE-σST-LSZH-SWA-LSZH			
1x2x0,5 (20 AWG)	9,6	14,8	174
2x2x0,5 (20 AWG)	11,8	24,9	251
6x2x0,5 (20 AWG)	14,8	65,2	382
10x2x0,5 (20 AWG)	17,8	105,6	516
12x2x0,5 (20 AWG)	18,3	125,7	545
16x2x0,5 (20 AWG)	19,9	166,1	645
20x2x0,5 (20 AWG)	22,5	206,4	873
24x2x0,5 (20 AWG)	24,6	246,7	1.000
1x2x0,8 (18 AWG)	10,1	20,1	194
2x2x0,8 (18 AWG)	12,9	35,5	295
6x2x0,8 (18 AWG)	16,6	97,1	474
10x2x0,8 (18 AWG)	19,9	158,7	638
12x2x0,8 (18 AWG)	20,6	189,5	688
16x2x0,8 (18 AWG)	23,2	251,1	941
20x2x0,8 (18 AWG)	25,4	312,7	1.102
24x2x0,8 (18 AWG)	27,6	374,3	1.252
1x2x1,3 (16 AWG)	11,2	29,6	233
2x2x1,3 (16 AWG)	14,6	54,5	365
6x2x1,3 (16 AWG)	18,8	153,9	598
10x2x1,3 (16 AWG)	23,9	253,3	971
12x2x1,3 (16 AWG)	24,7	303,1	1.047
16x2x1,3 (16 AWG)	27,0	402,5	1.251
20x2x1,3 (16 AWG)	29,7	501,9	1.495
24x2x1,3 (16 AWG)	32,7	601,4	1.719

Where X=0 for KX, X=1 for KCA, X=2 for KCB, X=3 for EX, X=4 for TX, X=5 for JX, X=6 for BX, X=7 for RCA/SCA RCB/SCB, X=8 for NX, X=9 for NC

Unless specified otherwise, the shown product values are nominal values. Detailed values (e.g. tolerances) are available upon request. Photographs are not to scale and do not represent detailed images of the respective products

AVAILABLE ALSO IN: Other conductor sizes and stranding, Armour SWB, DSTA, Arctic version with operation between -60°C and +70°C



TT XLPE-IST-oST-LSZH-SWA-LSZH

Armoured individual and overall screened extension or compensating, LSZH TT*/XLPE/IS/OS/LSZH/SWA/LSZH (*Thermocouple Type Conductor)



Info

**TT UE4XHOHM1FM1 300 V
EN 50288-7
IEC 60584-3
ISA MC 96.1**

Benefits

- Sunlight resistant
- Hydrocarbon and Chemical resistant
- Fire behaviour
- Oil resistant

Product features

Armoured twisted pair individual and overall screened cable, XLPE insulated and LSZH jacketed

Norm references / Approvals

- **Hydrocarbon & Oil resistance**
CEI 20-34/0
- **Smoke**
IEC 61034-1 and 2
- **Halogen acid gas**
IEC 60754-1 and 2
- **Fire behaviour**
IEC 60332-1-2
IEC 60332-3-22 (Cat. A)

Design

- **Conductor:** Solid alloys according to IEC 60584-3, ISA MC 96.1
- **Core insulation:** XLPE
- **Screen:** IS/OS Aluminum/PET + TC Drain wire
- **Inner sheath:** LSZH, color in accordance with IEC 60584-3, or ISA MC 96.1
- **Armour:** Galvanized steel wire
- **Outer sheath:** LSZH, color in accordance with IEC 60584-3, or ISA MC 96.1

Technical data

- Core identification code:**
in accordance with IEC 60584-3, or ISA MC 96.1 (SEE TT)
- Insulation resistance:**
5000 MOhm x km
- Conductor stranding:**
Solid alloys
- Nominal Voltage U0/U:**
300/300 V
- Test voltage:**
C/C 1500 V x 1 minute
- Temperature range:**
during operation: -30° to +70°C
during installation: -5° to +50°C
- Minimum Bending Radius:**
10 x Outer Diameter

Number cores and mm ² (AWG) per conductor	Approx. Outer Diameter mm	Copper index kg/km	Approx. Weight kg/km
TT XLPE-IST-oST-LSZH-SWA-LSZH			
2x2x0,5 (20 AWG)	12,7	35,2	290
6x2x0,5 (20 AWG)	15,9	96,2	452
10x2x0,5 (20 AWG)	19,5	157,2	636
12x2x0,5 (20 AWG)	20,0	187,7	680
16x2x0,5 (20 AWG)	22,5	248,7	929
20x2x0,5 (20 AWG)	24,8	309,7	1.103
24x2x0,5 (20 AWG)	27,0	370,7	1.256
2x2x0,8 (18 AWG)	14,0	45,9	340
6x2x0,8 (18 AWG)	17,9	128,1	551
10x2x0,8 (18 AWG)	22,5	210,4	882
12x2x0,8 (18 AWG)	23,3	251,5	954
16x2x0,8 (18 AWG)	25,3	333,8	1.134
20x2x0,8 (18 AWG)	27,7	416,0	1.338
24x2x0,8 (18 AWG)	30,5	498,3	1.542
2x2x1,3 (16 AWG)	15,5	64,8	407
6x2x1,3 (16 AWG)	20,6	184,9	706
10x2x1,3 (16 AWG)	26,0	305,0	1.126
12x2x1,3 (16 AWG)	26,9	365,0	1.222
16x2x1,3 (16 AWG)	29,6	485,1	1.483
20x2x1,3 (16 AWG)	32,7	605,2	1.775
24x2x1,3 (16 AWG)	36,6	725,3	2.241

Where X=0 for KX, X=1 for KCA, X=2 for KCB, X=3 for EX, X=4 for TX, X=5 for JX, X=6 for BX, X=7 for RCA/SCA RCB/SCB, X=8 for NX, X=9 for NC

Unless specified otherwise, the shown product values are nominal values. Detailed values (e.g. tolerances) are available upon request. Photographs are not to scale and do not represent detailed images of the respective products

AVAILABLE ALSO IN: Other conductor sizes and stranding, Armour SWB, DSTA, Arctic version with operation between -60°C and +70°C