


# ÖLFLEX® HEAT 125

Temperature resistant cables and single cores



**LAPP GROUP**

# ÖLFLEX® HEAT

The product portfolio with cables and single core cables for use at temperatures above +90 °C and below -50 °C. For these products, we use materials like cross-linked polymers, silicone, fluoropolymers and glass fibre which are suitable for expanded temperatures and moreover have individual outstanding properties. More details can be found in our current main catalogue.

Power and control cables for expanded ambient temperatures														
	Halogen-free	Flame retardant	No flame propagation	Low smoke density	Low toxicity	VDE/HAR certification	UL/CSA certification	GL certification	300/500 V	450/750 V	600/1000 V	10000 V	600 V acc. to UL	1000 V acc. to UL
<b>Multi-core cables</b>														
<b>PVC cables (-20 °C up to +90 °C)</b>														
ÖLFLEX® HEAT 105 MC		•							•					
<b>Cross-linked cables (-55 °C up to +125 °C)</b>														
ÖLFLEX® HEAT 125 MC (NEW, see page 6)	•	•	•	•	•			•	•	•	•			
ÖLFLEX® HEAT 125 C MC (NEW, see page 7)	•	•	•	•	•			•	•	•	•			
<b>Silicone cables (-50 °C up to +180 °C)</b>														
ÖLFLEX® HEAT 180 SiHF	•	•		•					•					
ÖLFLEX® HEAT 180 H05SS-F EWKF	•	•		•		•			•					
ÖLFLEX® HEAT 180 MS	•	•		•			•		•				•	
ÖLFLEX® HEAT 180 C MS	•	•		•			•		•				•	
ÖLFLEX® HEAT 180 EWKF	•	•		•					•					
ÖLFLEX® HEAT 180 EWKF C	•	•		•					•					
ÖLFLEX® HEAT 180 GLS	•	•		•				•	•					
<b>FEP cables (-100 °C up to +205 °C)</b>														
ÖLFLEX® HEAT 205 MC		•							•					
ÖLFLEX® HEAT 205 PTFE/FEP		•							•					
<b>PTFE cables (-190 °C up to +260 °C)</b>														
ÖLFLEX® HEAT 260 MC		•							•					
ÖLFLEX® HEAT 260 C MC		•							•					
ÖLFLEX® HEAT 260 GLS		•							•					
<b>Glass fibre insulated cables (above +260 °C)</b>														
ÖLFLEX® HEAT 350 MC	•	•							•					
ÖLFLEX® HEAT 1565 MC	•	•							•					
<b>Single core cables</b>														
<b>Cross-linked single core cables (-55 °C up to +125 °C)</b>														
ÖLFLEX® HEAT 125 SC (NEW, see page 5)	•	•	•	•	•	•		•	•	•	•			
<b>Silicone single core cables (-50 °C up to +180 °C)</b>														
ÖLFLEX® HEAT 180 SiF	•	•		•					•					
ÖLFLEX® HEAT 180 SiF A (NEW)	•	•		•			•				•			•
ÖLFLEX® HEAT 180 SiD	•	•		•					•					
ÖLFLEX® HEAT 180 SiF/GL	•	•		•					•					
ÖLFLEX® HEAT 180 SiZ	•	•		•					•					
ÖLFLEX® HEAT 180 FZLSi	•	•		•								•		
<b>FEP single core cables (-100 °C up to +205 °C)</b>														
ÖLFLEX® HEAT 205 SC		•							•					
<b>PTFE single core cables (-190 °C up to +260 °C)</b>														
ÖLFLEX® HEAT 260 SC		•							•					
<b>Glass fibre insulated single core cables (above +260 °C)</b>														
ÖLFLEX® HEAT 350 SC	•	•							•					
ÖLFLEX® HEAT 650 SC (NEW)	•	•							•					
ÖLFLEX® HEAT 1565 SC	•	•							•					

## Abbreviations

A	Advanced (with UL certification)	EWKF	Initial tear propagation and notch resistant	GLS	Glass fibre braiding and steel wire braiding	MS	Multi-Standard
C	Copper braiding	FZLSi	Ignition wire Silicone	MC	Multi core (cable)	SC	Single core (cable)

# High-quality products with cross-linked materials

## Cross-linking with electron beam

To meet the requirements for all fields of application, an electron beam cross-linked polymer is used for the ÖLFLEX® HEAT 125. By means of electron beam, cross-linking plastics, such as polyolefins, can be processed to high-performance polymers. For the cross-linking process, electron accelerators are used (see picture).

## Advantages of cross-linked materials

- Improved mechanical properties
- Increased thermal strength
- Improved wear and abrasion resistance
- Good resistance to solvents, detergents or other operating fluids
- High temperature resistance
- The Special fire performance

## Material, environment and sustainability

With the increasing requirements of the legislative authorities relating to fire protection and the prevention of fires, plastics

(such as insulation and sheath materials) are one of the priorities of directives and regulations.

RoHS, REACH or CPR are directives and regulations within European legislation that aim to improve the protection of human health and to protect the environment from the risks that can occur due to chemicals. For this purpose, halogen-free and flame retardant cables are increasingly demanded and used.

## Special fire performance

In the event of a fire, ÖLFLEX® HEAT 125 products ensure a better fire performance, especially for areas where many people reside. Since the products are made of halogen-free compounds, no halogenated gases, which are often toxic, can be released in the event of a fire.

A particular risk of fire within buildings is caused by the development of flue gas. A low smoke density is important in relation


to the evacuation of persons and the accessibility for the fire department.


In addition, the materials used are chosen so that no flame propagation (acc. to IEC 60332-3) happens. That means that fires cannot be spread into other areas of the building through the cables.

In the event of a fire, these characteristics can help to reduce the risk to human lives. By avoiding toxic acidification, fire damage to buildings and equipment is minimised.

These standardised tests characterize the special fire performance of the cables:

- Flame retardance: IEC 60332-1-2
- No flame propagation: IEC 60332-3
- Absence of halogens: IEC 60754-1
- Acidity of combustion gases: IEC 60754-2
- Smoke density: IEC 61034-2
- Toxicity: EN 50305, chapter 9.2





## NEW: ÖLFLEX® HEAT 125 for various applications

### Typical applications

- Heat treatment systems
- Heating technology
- Switchgears, distribution boards
- Wire drawing machines
- Fire extinguishing systems
- Power and heat supply
- Die casting machines
- Air conditioning units

### Typical branches

- Safety engineering
- Coil winding industry
- Generator and transformer manufacturing
- Electric motor industry
- Power engineering
- Air-conditioning technology
- Polymer processing
- Ship electronics

### Properties at a glance

- Suitable for temperatures up to +125 °C
- Halogen-free
- Flame retardant, no flame propagation
- Low smoke density and low toxicity
- Good resistance to chemicals
- Resistant to heat pressure and increased tensile strength
- Improved abrasion and weather resistance
- Shipboard certification by Germanischer Lloyd



## Info

- Now available in cardboard boxes
- VDE tested and marked
- Improved characteristics in the event of a fire

# ÖLFLEX® HEAT 125 SC

New

VDE TESTED SINGLE CORES ACCORDING TO EN 50525-3-41 (H05Z-K & H07Z-K) FOR MORE DEMANDING REQUIREMENTS



## Technical data



### Classification

ETIM 5.0 Class-ID: EC000993  
ETIM 5.0 Class-Description:  
Single core cable



### Conductor stranding

Fine wire acc. to VDE 0295, class 5/  
IEC 60228 class 5 from 0.5 mm<sup>2</sup>



### Minimum bending radius

Fixed installation: 4 x outer diameter



### Nominal voltage

Up to 1.0 mm<sup>2</sup> U<sub>0</sub>/U 300/500 V  
From 1.5 mm<sup>2</sup> U<sub>0</sub>/U 450/750 V  
0.6/1 kV from 1.5 mm<sup>2</sup> in the case  
of fixed and protected installation



### Test voltage

4000 V



### Temperature range

Fixed installation: -55 °C to +125 °C  
Temporary (3.000 h): up to +145 °C

## Accessories

Refer to the current main catalogue:

- Conductor end sleeves AH, not insulated
- UNIVERSAL STRIP stripping tool
- KS 20 cable shears

## Benefits

- For safety in areas with high density of people
- Reduction of flame propagation, density and toxicity of smoke gases in the event of fire
- Minimises damage to buildings and equipment caused by the formation of toxic acid fumes in fires
- Certified for maritime applications

## Application range

- For the wiring and connection of lighting, heating appliances, control cabinets, and distributors in mechanical and plant engineering
- For installation in tubes, on, in and under plaster, as well as in closed installation ducts
- Coil winding, electromagnets, pumps, electrical systems
- Heat treatment plants, pressure die casting, heating and cooling technology
- Suitable for assembling cable harnesses and wiring during switch cabinet installation

## Product features

- Fire behaviour:  
- Flame retardant (IEC 60332-1-2)

- Halogen-free (IEC 60754-1)

- No corrosive gases (IEC 60754-2)
- Low smoke density (IEC 61034-2)
- Low toxicity (EN 50305)

• Extended fire behaviour:

H05Z-K (0.5 mm<sup>2</sup> up to 1.0 mm<sup>2</sup>):  
see data sheet

H07Z-K (≥ 1.5 mm<sup>2</sup>):

no fire propagation according to IEC  
60332-3-24 respectively IEC 60332-3-25

• Oil-resistant according to DIN EN 50290-2-22 (TM54)

• Abrasion and notch-resistant

• UV-resistant according to ISO 4892-2

## Norm references/Approvals

- Type H05Z-K and H07Z-K according to EN 50525-3-41 with advanced features
- Germanischer Lloyd (GL) certificate no. 11118-14HH

## Product Make-up

- Fine-wire, tinned-copper conductor
- Electron beam cross-linked polyolefin copolymer insulation

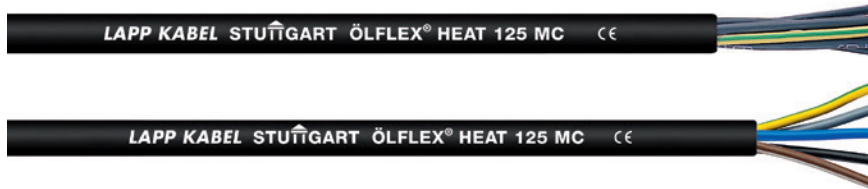
Conductor cross-section (mm <sup>2</sup> )	Outer diameter (mm)	m/ring	m/box	Copper index (kg/km)	Weight (kg/km)	brown	black	grey	blue	green/yellow	orange
<b>ÖLFLEX® HEAT 125 SC – H05Z-K – U<sub>0</sub>/U: 300/500 V</b>											
0.5	2.2	100		4.8	8	1232003	1232001	1232106	1232002	1232000	1232009
0.5	2.2		3000	4.8	8		1232001K				
0.75	2.4	100		7.2	11	1233003	1233001	1233106	1233002	1233000	1233009
0.75	2.4		2500	7.2	11	1233003K	1233001K	1233106K	1233002K	1233000K	1233009K
1	2.5	100		9.6	14	1234003	1234001	1234106	1234002	1234000	1234009
1	2.5		2500	9.6	14	1234003K	1234001K	1234106K	1234002K	1234000K	1234009K
<b>ÖLFLEX® HEAT 125 SC – H07Z-K – U<sub>0</sub>/U: 450/750 V</b>											
1.5	3.0	100		14.4	21	1235003	1235001	1235106	1235002	1235000	1235009
1.5	3.0		2000	14.4	21	1235003K	1235001K	1235106K	1235002K	1235000K	1235009K
2.5	3.6	100		24	33	1236003	1236001	1236106	1236002	1236000	1236009
2.5	3.6		1200	24	33		1236001K				
4	4.3	100		38.4	49	1237003	1237001	1237106	1237002	1237000	1237009
6	4.8	100		57.6	67	1238003	1238001	1238106	1238002	1238000	
10	6.2	100		96	112	1239003	1239001		1239002	1239000	
16	7.2	100		153.6	172	1240003	1240001		1240002	1240000	
25	8.9	100		240	262		1241001			1241000	
35	10.1	100		336	362		1242001			1242000	
50	12.5	100		480	512		1243001			1243000	
70	14.2	100		672	710		1244001			1244000	
95	16.6	100		912	937		1245001			1245000	
120	18.2	100		1152	1159		1246001				
150	20.6	100		1440	1447		1247001			1247000	
185	22.5	100		1776	1790		1248001				
240	26.4	100		2304	2318		1249001				
<b>ÖLFLEX® HEAT 125 SC – H05Z-K – U<sub>0</sub>/U: 300/500 V</b>											
0.5	2.2	100		4.8	8	1232114	1232105	1232006	1232005	1232007	1232104
0.75	2.4	100		7.2	11	1233114	1233105	1233006	1233005	1233007	1233104
0.75	2.4		2500	7.2	11	1233114K	1233105K				1233104K
1	2.5	100		9.6	14	1234114	1234105	1234006	1234005	1234007	1234104
1	2.5		2500	9.6	14	1234114K	1234105K				1234104K
<b>ÖLFLEX® HEAT 125 SC – H07Z-K – U<sub>0</sub>/U: 450/750 V</b>											
1.5	3.0	100		14.4	21	1235114	1235105	1235006	1235005	1235007	1235104
1.5	3.0		2000	14.4	21	1235114K	1235105K				1235104K
2.5	3.6	100		24	33	1236114	1236105	1236006	1236005	1236007	1236104
4	4.3	100		38.4	49	1237114	1237105				1237104
6	4.8	100		57.6	67	1238114					1238104
10	6.2	100		96	112						1239104
16	7.2	100		153.6	172	1240114					1240104

Unless specified otherwise, the shown product values are nominal values. Detailed values (e.g. tolerances) are available upon request. Copper price basis: EUR 150/100 kg. Refer to the current main catalogue, appendix T17, for the definition and calculation of copper-related surcharges. Please find our standard lengths at: [www.lappkabel.de/en/cable-standardlengths](http://www.lappkabel.de/en/cable-standardlengths). Packaging size: coil ≤ 30 kg or ≤ 250 m, otherwise drum. Please specify the preferred type of packaging (e.g. 1 x 500 m drum or 5 x 100 m coils). Photographs are not to scale and do not represent detailed images of the respective products.

# ÖLFLEX® HEAT 125 MC

New

ELECTRON BEAM CROSS-LINKED CABLES FOR MORE DEMANDING APPLICATION REQUIREMENTS



## Benefits

- For safety in areas with high density of people
- Reduction of flame propagation, density and toxicity of smoke gases in the event of fire
- Minimises damage to buildings and equipment caused by the formation of toxic acid fumes in fires
- Certified for maritime applications

## Application range

- For the wiring and connection of lighting, heating appliances, control cabinets, and distributors in mechanical and plant engineering
- For use in traffic regulation systems and outdoors
- Coil winding, electromagnets, pumps, electrical systems
- Heat treatment plants, pressure die casting, heating and cooling technology
- For outdoor applications

## Product features

- Fire behaviour:
  - Halogen-free (IEC 60754-1)
  - No corrosive gases (IEC 60754-2)
  - Low smoke density (IEC 61034-2)
  - Flame retardant (IEC 60332-1-2, NF C 32-070 (C1) and NF-F 16-101 (Class C))
  - Low toxicity (EN 50305)
- No flame propagation according to IEC 60332-3-22, IEC 60332-3-24 and IEC 60332-3-25 (Flame spread on vertical cable bundle)
- Oil-resistant acc. IEC 60227-1 (ST9) and EN 50264-1 (EM104)
- UV-resistant according to ISO 4892-2
- Ozone-resistant according to EN 50396

## Norm references/Approvals

- GL - Germanischer Lloyd approved
- Based on EN 50525-3-21 and EN 50525-3-41

## Product Make-up

- Fine-wire, tinned-copper conductor
- Electron beam cross-linked polyolefin copolymer insulation
- Cores twisted in layers
- Outer sheath: electron beam cross-linked polyolefin copolymer, black

Article number	Number of cores and mm <sup>2</sup> per conductor	Outer diameter (mm)	Copper index (kg/km)	Weight (kg/km)
<b>ÖLFLEX® HEAT 125 MC 300/500 V</b>				
1024300	2 X 0.5	6.0	9.6	38
1024301	3 G 0.5	6.3	14.4	46
1024307	2 X 0.75	6.4	14.4	40
1024308	3 G 0.75	6.8	21.6	53
1024309	4 G 0.75	7.4	28.8	69
1024310	5 G 0.75	8.3	36	86
1024311	7 G 0.75	9.0	50	127
1024315	2 X 1	6.6	19.2	50
1024316	3 G 1	7.0	28.8	67
1024317	4 G 1	7.8	38.4	87
1024318	5 G 1	8.6	48	107
1024319	7 G 1	9.5	67	152
1024320	12 G 1	12.8	115	221

Article number	Number of cores and mm <sup>2</sup> per conductor	Outer diameter (mm)	Copper index (kg/km)	Weight (kg/km)
<b>ÖLFLEX® HEAT 125 MC 450/750 V</b>				
1024323	2 X 1.5	7.6	29	71
1024324	3 G 1.5	8.3	43	96
1024325	4 G 1.5	9.0	58	123
1024326	5 G 1.5	10.1	72	156
1024327	7 G 1.5	11.2	101	224
1024328	12 G 1.5	15.1	173	316
1024333	2 X 2.5	9.0	48	102
1024334	3 G 2.5	9.8	72	145
1024335	4 G 2.5	10.8	96	189
1024336	5 G 2.5	11.9	120	235
1024337	7 G 2.5	13.2	168	344
1024341	4 G 4	12.7	154	276
1024342	5 G 4	14.0	192	334
1024346	4 G 6	14.1	230	341
1024347	5 G 6	15.8	288	431

Unless specified otherwise, the shown product values are nominal values. Detailed values (e.g. tolerances) are available upon request. Copper price basis: EUR 150/100 kg. Refer to the current main catalogue, appendix T 17, for the definition and calculation of copper-related surcharges. Please find our standard lengths at: [www.lappkabel.de/en/cable-standardlengths](http://www.lappkabel.de/en/cable-standardlengths). Packaging size: coil ≤ 30 kg or ≤ 250 m, otherwise drum. Please specify the preferred type of packaging (e.g. 1 x 500 m drum or 5 x 100 m coils). Photographs are not to scale and do not represent detailed images of the respective products.

## Info

- Substitutes previous ÖLFLEX® HEAT 145 MC
- Improved characteristics in the event of a fire
- GL - Germanischer Lloyd approved

## Technical data



### Classification

ETIM 5.0 Class-ID: EC001578  
ETIM 5.0 Class-Description:  
Flexible cable



### Core identification code

Up to 5 cores: colour-coded according to VDE 0293-308, refer to the current main catalogue, appendix T9  
From 6 cores: black with white numbers



### Conductor stranding

Fine wire according to VDE 0295, class 5/IEC 60228 class 5



### Minimum bending radius

Occasional flexing: 15 x outer diameter  
Fixed installation: 4 x outer diameter



### Nominal voltage

Up to 1.0 mm<sup>2</sup> U<sub>0</sub>/U 300/500 V  
From 1.5 mm<sup>2</sup> U<sub>0</sub>/U 450/750 V  
0.6/1 kV from 1.5 mm<sup>2</sup> in the case of fixed and protected installation



### Test voltage

4000 V



### Protective conductor

G = with GN-YE protective conductor  
X = without protective conductor



### Temperature range

Occasional flexing: -35 °C to +120 °C  
Fixed installation: -55 °C to +125 °C  
Temporary (3.000 h): up to +145 °C

## Accessories

Refer to the current main catalogue:

- EASY STRIP stripping and cutting tool
- SILVYN® HCX
- SILVYN® EMC AS-CU
- STAR STRIP stripping tool

## Info

- Substitutes previous ÖLFLEX® HEAT 145 C MC
- Improved characteristics in the event of a fire
- GL – Germanischer Lloyd approved

## Technical data



### Classification

ETIM 5.0 Class-ID: EC000104  
ETIM 5.0 Class-Description:  
Control cable



### Core identification code

Colour-coded according to VDE 0293-308, refer to the current main catalogue, appendix T9 or black with white numbers refer to article table



### Specific insulation resistance

>2 TOhm x cm



### Conductor stranding

Fine wire according to VDE 0295, class 5/IEC 60228 class 5



### Minimum bending radius

Occasional flexing: 15 x outer diameter  
Fixed installation: 5 x outer diameter



### Nominal voltage

Up to 1.0 mm<sup>2</sup> U<sub>0</sub>/U 300/500 V  
From 1.5 mm<sup>2</sup> U<sub>0</sub>/U 450/750 V  
0.6/1 kV from 1.5 mm<sup>2</sup> in the case of fixed and protected installation



### Test voltage

C/C 4000 V, C/S 2500 V



### Protective conductor

G = with GN-YE protective conductor  
X = without protective conductor



### Temperature range

Occasional flexing: -35 °C to +120 °C  
Fixed installation: -55 °C to +125 °C  
Temporary (3.000 h): up to +145 °C

## Accessories

Refer to the current main catalogue:

- SKINTOP® MS-SC/MS-SC-M
- EASY STRIP stripping and cutting tool
- SKINTOP® MS-M BRUSH
- SILVYN® EMC AS-CU
- STAR STRIP stripping tool

# ÖLFLEX® HEAT 125 C MC

New

## ELECTRON BEAM CROSS-LINKED CABLES FOR MORE DEMANDING APPLICATION REQUIREMENTS



### Benefits

- For safety in areas with high density of people
- Reduction of flame propagation, density and toxicity of smoke gases in the event of fire
- Minimises damage to buildings and equipment caused by the formation of toxic acid fumes in fires
- Certified for maritime applications
- Copper braiding screens the cable against electromagnetic interference

### Application range

- For outdoor applications
- For the wiring and connection of lighting, heating appliances, control cabinets, and distributors in mechanical and plant engineering
- For use in traffic regulation systems and outdoors
- Coil winding, electromagnets, pumps, electrical systems
- Heat treatment plants, pressure die casting, heating and cooling technology

### Product features

- Fire behaviour:
  - Halogen-free (IEC 60754-1)
  - No corrosive gases (IEC 60754-2)
  - Low smoke density (IEC 61034-2)
  - Flame retardant (IEC 60332-1-2, NF C 32-070 (C1) and NF-F 16-101 (Class C))
  - Low toxicity (EN 50305)
- No flame propagation according to IEC 60332-3-22, IEC 60332-3-24 and IEC 60332-3-25 (Flame spread on vertical cable bundle)
- Oil-resistant acc. IEC 60227-1 (ST9) and EN 50264-1 (EM104)
- UV-resistant according to ISO 4892-2
- Ozone-resistant according to EN 50396

### Norm references/Approvals

- GL – Germanischer Lloyd approved
- Based on EN 50525-3-21 and EN 50525-3-41

### Product Make-up

- Fine-wire, tinned-copper conductor
- Electron beam cross-linked polyolefin copolymer insulation
- Cores twisted in layers
- Tinned-copper braiding
- Outer sheath: electron beam cross-linked polyolefin copolymer, black

Article number	Number of cores and mm <sup>2</sup> per conductor	Outer diameter (mm)	Copper index (kg/km)	Weight (kg/km)
<b>ÖLFLEX® HEAT 125 C MC 300/500 V – colour-coded</b>				
1024400	2 X 0.5	6.8	41	45
1024401	3 G 0.5	7.1	45.5	59
1024407	2 X 0.75	7.2	46	79
1024408	3 G 0.75	7.6	57.9	96
1024409	4 G 0.75	8.4	64	116
1024410	5 G 0.75	9.1	77.4	139
1024415	2 X 1	7.4	56	90
1024416	3 G 1	8.0	65.3	104
1024417	4 G 1	8.6	78.1	129
1024418	5 G 1	9.6	89.4	153
<b>ÖLFLEX® HEAT 125 C MC 450/750 V – colour-coded</b>				
1024423	2 X 1.5	8.6	65	114
1024424	3 G 1.5	9.1	83	132
1024425	4 G 1.5	10.0	100	163
1024426	5 G 1.5	11.1	125	200
1024433	2 X 2.5	10.7	112	157
1024434	3 G 2.5	10.0	146	198
1024435	4 G 2.5	11.6	167	236
1024436	5 G 2.5	12.9	200	287
1024441	4 G 4	13.7	237	317
1024446	4 G 6	15.1	318	404
1024451	4 G 10	19.3	558	669

Article number	Number of cores and mm <sup>2</sup> per conductor	Outer diameter (mm)	Copper index (kg/km)	Weight (kg/km)
<b>ÖLFLEX® HEAT 125 C MC 300/500 V – Black with white numbers</b>				
1024480	2 X 0.75	7.2	46	79
1024481	3 X 0.75	7.6	57.9	96
1024482	4 X 0.75	8.4	64	116
1024411	7 G 0.75	10.0	102	186
1024483	7 X 0.75	10.0	102	186
1024412	12 G 0.75	13.4		219
1024484	2 X 1	7.4	56	90
1024485	3 X 1	8.0	65.3	104
1024419	7 G 1	10.3	113.3	211
1024420	12 G 1	14.0	188.1	266
<b>ÖLFLEX® HEAT 125 C MC 450/750 V – Black with white numbers</b>				
1024486	2 X 1.5	8.6	65	114
1024487	4 X 1.5	10.0	100	163
1024427	7 G 1.5	12.0	149	273
1024488	7 X 1.5	12.0	149	273
1024428	12 G 1.5	16.3	280	371
1024489	3 X 2.5	10.7	146	198
1024490	4 X 2.5	11.6	167	236
1024437	7 G 2.5	14.4	288	385
1024438	12 G 2.5	19.3	477.3	569

Unless specified otherwise, the shown product values are nominal values. Detailed values (e.g. tolerances) are available upon request. Copper price basis: EUR 150/100 kg. Refer to the current main catalogue, appendix T17, for the definition and calculation of copper-related surcharges. Please find our standard lengths at: [www.lappkabel.de/en/cable-standardlengths](http://www.lappkabel.de/en/cable-standardlengths). Packaging size: coil ≤ 30 kg or ≤ 250 m, otherwise drum. Please specify the preferred type of packaging (e.g. 1 x 500 m drum or 5 x 100 m coils). Photographs are not to scale and do not represent detailed images of the respective products.

# ÖLFLEX®

# UNITRONIC®

# ETHERLINE®

# HITRONIC®

# EPIC®

# SKINTOP®

# SILVYN®

# FLEXIMARK®

Follow the Lapp Group on



**Terms of Trade:**

Our general conditions of sale  
can be downloaded from our website  
[www.lappgroup.com/terms](http://www.lappgroup.com/terms)



[www.lappgroup.com](http://www.lappgroup.com)

To contact your local Lapp Group representative,  
please visit [www.lappgroup.com/worldwide](http://www.lappgroup.com/worldwide)