



Application Criteria	Cable and Lead Designation														
 <p>For static and occasional flexing use</p>	ÖLFLEX® CLASSIC 100	ÖLFLEX® CLASSIC 100 Yellow	ÖLFLEX® CLASSIC 100 CY	ÖLFLEX® CLASSIC 100 SY	ÖLFLEX® CLASSIC 100 BK	POWER 0.6/1 kV	ÖLFLEX® CLASSIC 110	ÖLFLEX® CLASSIC 110 Cold	ÖLFLEX® CLASSIC 110 Orange	ÖLFLEX® CLASSIC 110 CY	ÖLFLEX® CLASSIC 110 SY	ÖLFLEX® CLASSIC 110 Black	ÖLFLEX® CLASSIC 110 CY/Black	ÖLFLEX® CLASSIC 115 CY	
	<b>Application</b>														
	Excepted circuits remain energized acc. IEE 60204-1 § 5.3.5								●						
	For intrinsically safe circuits in hazardous locations to/VDE 0165	see EB-cables													
	Hand tools and lamps on worksites														
	Oil resistant to UL + CSA specification														
	Oil resistant to VDE														
	Bio oil resistant														
	Cables resistant to chemicals	see separate selection Table T1 and T2													
	Cables resistant to ultra-violet light					●			●				●	●	
Cold-flexible cables															
Servomotors/ Motive pow. engineering		●								●		●			
<b>Standards</b>															
Based on VDE/HAR/DIN	●	●	●	●	●	●	●	●	●	●	●	●	●	●	
As per Standard with VDE certification															
with VDE registration						●	●		●	●					
with HAR certification (HAR)															
with UL certification															
with CSA certification															
<b>Temperature range</b>															
+105 °C															
+90 °C															
+80 °C	□	□	□	□	□	□	□	□	□	□	□	□	□	□	
+70 °C	■	■	■	■	■	■	■	■	■	■	■	■	■	■	
+60 °C															
-5 °C	■	■	■	■											
-10 °C															
-15 °C															
-25 °C															
-30 °C					■		■				□	□	□		
-40 °C	□	□	□	□	□	□	□	□	□	□	□	□	□	□	
-50 °C															
-55 °C															

Application Criteria	Cable and Lead Designation														
 <p>For static and occasional flexing use</p>	ÖLFLEX® CLASSIC 100	ÖLFLEX® CLASSIC 100 Yellow	ÖLFLEX® CLASSIC 100 CY	ÖLFLEX® CLASSIC 100 SY	ÖLFLEX® CLASSIC 100 BK	POWER 0.6/1 kV	ÖLFLEX® CLASSIC 110	ÖLFLEX® CLASSIC 110 Cold	ÖLFLEX® CLASSIC 110 Orange	ÖLFLEX® CLASSIC 110 CY	ÖLFLEX® CLASSIC 110 SY	ÖLFLEX® CLASSIC 110 Black	ÖLFLEX® CLASSIC 110 CY/Black	ÖLFLEX® CLASSIC 115 CY	
	<b>Laying</b>														
	Outdoor, only indirectly in the ground (conduit) UV-protected, static						●							●	●
	Indoor, on surface, in conduit, in ducting, in partition walls, static	●	●	●	●	●	●	●	●	●	●	●	●	●	●
	Outdoor, protected against UV light, static laying	●	●	○	○	●	●	●	●	●	○	○	●	●	○
	Outdoor, unprotected in the open, low flexing					●						○	○		
	Indoor, static & low flexing application	●	●	○		●	●	●	●	●	○	○	●	●	●
	<b>Bending radius, low flexing</b>														
	5 x D														
	10 x D														
12.5 x D															
15 x D	●	●			●	●	●	●	●			●	●		
20 x D					●	●					●	●	●	●	
<b>Nominal voltage</b>															
250 V															
300/300 V															
300/500 V	●	●	●	●			●	●	●	●	●	●	●	●	
600 V acc. to UL/CSA															
450/750 V	●	●	●	●											
600/1000 V	○	○	○		●							●	●		

Application Criteria	Cable and Lead Designation														
 For static and occasional flexing use	ÖLFLEX® CLASSIC 100	ÖLFLEX® CLASSIC 100 Yellow	ÖLFLEX® CLASSIC 100 CY	ÖLFLEX® CLASSIC 100 SY	ÖLFLEX® CLASSIC 100 BK	POWER 0.6/1 kV	ÖLFLEX® CLASSIC 110	ÖLFLEX® CLASSIC 110 Cold	ÖLFLEX® CLASSIC 110 Orange	ÖLFLEX® CLASSIC 110 CY	ÖLFLEX® CLASSIC 110 SY	ÖLFLEX® CLASSIC 110 Black	ÖLFLEX® CLASSIC 110 CY/Black	ÖLFLEX® CLASSIC 115 CY	
	<b>Make-up</b>														
	Fine-wire VDE class 5, copper stranded conductors	●	●	●	●	●	●	●	●	●	●	●	●	●	●
	Superfine wire VDE class 6, copper stranded conductors														
	Ultra fine wire VDE class 6, copper stranded conductors														
	Polyurethane core insulation														
	Rubber core insulation														
	PVC/special PVC	●	●	●	●	●	●	●	●	●	●	●	●	●	●
	PE/PP core insulation														
	Halogen free core insulation														
	Number printing							●	●	●	●	●	●	●	●
Colour code to VDE 0293	●	●	●	●	●	●									
ÖLFLEX® colour code	●	●	●	●	●	●									
Screening on the form of copper braiding			●						●			●	●		
Common inner sheath under overall protection/braiding			●	●					●	●		●	●		
Steel wire braiding				●						●		●	●		
PVC sheath	●	●	●	●	●	●	●	●	●	●	●	●	●	●	
PUR sheath, wear resistant, cutting resistant															
Halogen free outer sheath															
Bio oil resistant outer sheath P4/11															
Outer sheath of synthetic rubber															
Outer sheath of Neoprene® rubber															
Outer sheath of rubber compound acc. to standard															

Neoprene® is a registered trademark of DuPont de Nemour

● = Principal application

○ = Application not customary, but possible, or alternative design available in the range

■ = Temperature range for flexible laying


▣ = Temperature range for static and flexible laying

□ = Temperature range for static laying

Application Criteria	Cable and Lead Designation														
 For static and occasional flexing use	ÖLFLEX® EB	ÖLFLEX® EB CY	ÖLFLEX® 140	ÖLFLEX® 140 CY	ÖLFLEX® 150	ÖLFLEX® 150 CY	ÖLFLEX® 191	ÖLFLEX® 191 CY	ÖLFLEX® CONTROL TM	ÖLFLEX® CONTROL TM CY	ÖLFLEX® Tray II	ÖLFLEX® Tray II CY	ÖLFLEX® SF		
	<b>Application</b>														
	Excepted circuits remain energized acc. IEE 60204-1 § 5.3.5														
	For intrinsically safe circuits in hazardous locations to VDE 0165	●	●												
	Hand tools and lamps on worksites														
	Oil resistant to UL + CSA specification					●	●	●	●	●	●	●	●	●	●
	Oil resistant to VDE			●	●	●	●	●	●	●	●	●	●	●	●
	Bio oil resistant														
	Cables resistant to chemicals														
	Cables resistant to ultra-violet light														
	Cold-flexible cables									○	○	●	●	●	
Servomotors/ Motive pow. engineering				●		●		●		●		●	●		
<b>Standards</b>															
Based on VDE/HAR/DIN	●	●						●	●						
As per Standard															
with VDE certification			●	●	●	●								●	
with VDE registration															
with HAR certification (HAR)			●	●	●	●									
with UL certification					●	●	●	●	●	●	●	●	●	●	
with CSA certification					●	●	●	●	●	●	●	●	●	●	
<b>Temperature range</b>															
+105 °C															
+90 °C												▣	▣	□	
+80 °C	▣	▣													
+70 °C	■	■	▣	▣	▣	▣	▣	▣	▣	▣					
+60 °C														■	
-5 °C	■	■	■	■	■	■	■	■	■	■					
-10 °C															
-15 °C															
-25 °C													▣	▣	
-30 °C															
-40 °C	▣	▣	▣	▣	▣	▣	▣	▣	▣	▣					
-50 °C															
-55 °C															


## Selection Tables

A1: Power and control cables

Application Criteria	Cable and Lead Designation													
 <p>For static and occasional flexing use</p>	ÖLFLEX® EB	ÖLFLEX® EB CY	ÖLFLEX® 140	ÖLFLEX® 140 CY	ÖLFLEX® 150	ÖLFLEX® 150 CY	ÖLFLEX® 191	ÖLFLEX® 191 CY	ÖLFLEX® CONTROL TM	ÖLFLEX® CONTROL TM CY	ÖLFLEX® Tray II	ÖLFLEX® Tray II CY	ÖLFLEX® SF	
	<b>Laying</b>													
	Outdoor, only indirectly in the ground (conduit) UV-protected, static											●	●	
	Indoor, on surface, in conduit, in ducting, in partition walls, static	●	●	●	●	●	●	●	●	●	●	●	○	
	Outdoor, protected against UV light, static laying			●	●	●	●	●	●	●	●	●	○	
	Outdoor, unprotected in the open, low flexing												○	
	Indoor, static & low flexing application	●	●	●	●	●	●	●	○	○	○	○	○	●
	<b>Bending radius, low flexing</b>													
	5 x D													●
	10 x D													●
12,5 x D			●		●									
15 x D	●	●			●		●	●						
20 x D			●		●		●	●		●				
<b>Nominal voltage</b>														
250 V														
300/300 V														
300/500 V			●	●	●	●	●	●	●	●	●	●	●	
600 V acc. to UL/CSA			●	●	●	●	●	●	●	●	●	●	●	
450/750 V														
600/1000 V														

## Selection Tables

A1: Power and control cables

Application Criteria	Cable and Lead Designation													
 <p>For static and occasional flexing use</p>	ÖLFLEX® EB	ÖLFLEX® EB CY	ÖLFLEX® 140	ÖLFLEX® 140 CY	ÖLFLEX® 150	ÖLFLEX® 150 CY	ÖLFLEX® 191	ÖLFLEX® 191 CY	ÖLFLEX® CONTROL TM	ÖLFLEX® CONTROL TM CY	ÖLFLEX® Tray II	ÖLFLEX® Tray II CY	ÖLFLEX® SF	
	<b>Make-up</b>													
	Fine-wire VDE class 5, copper stranded conductors	●	●	●	●	●	●	●	●	○	○	○		
	Superfine wire VDE class 6, copper stranded conductors													●
	Ultra fine wire VDE class 6, copper stranded conductors													●
	Polyurethane core insulation													
	Rubber core insulation													
	PVC/special PVC	●	●	●	●	●	●	●	●	●	●	●	●	●
	PE/PP core insulation													
	Halogen free core insulation													
Number printing	●	●	●	●	●	●	●	●	●	●	●	○		
Colour code to VDE 0293													●	
ÖLFLEX® colour code														
Screening on the form of copper braiding	●		●		●		●		●		●		●	
Common inner sheath under overall protection/braiding				●		●		●						
Steel wire braiding														
PVC sheath	●	●	●	●	●	●	●	●	●	●	●	●	●	
PUR sheath, wear resistant, cutting resistant														
Halogen free outer sheath														
Bio oil resistant outer sheath P4/11														
Outer sheath of synthetic rubber														
Outer sheath of Neoprene® rubber														
Outer sheath of rubber compound acc. to standard														

Neoprene® is a registered trademark of DuPont de Nemour

● = Principal application

○ = Application not customary, but possible, or alternative design available in the range

■ = Temperature range for flexible laying

▣ = Temperature range for static and flexible laying

□ = Temperature range for static laying