

EPIC[®] Rectangular Connectors

MC Series

The MC Modular Series connector can be custom configured to meet application requirements by combining a variety of standard plug-and-play modules within various size support frames. Configurations include contacts for power and control, thermocouple contacts, data modules for Profibus and Ethernet, and pneumatic modules.



TECHNICAL DATA

Inserts:

Number of Contacts: 2 - 280 (+PE)
Rated Voltage: VDE: 30 - 1000V
 UL: 100 - 600V
 CSA: 100 - 600V

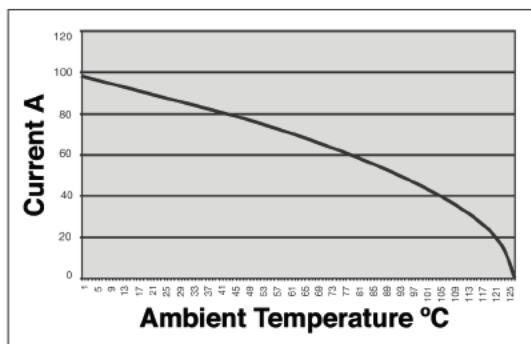
Rated Current: VDE: 1 - 82A
 UL: 4 - 82A
 CSA: 4 - 82A

Pollution Level: 3

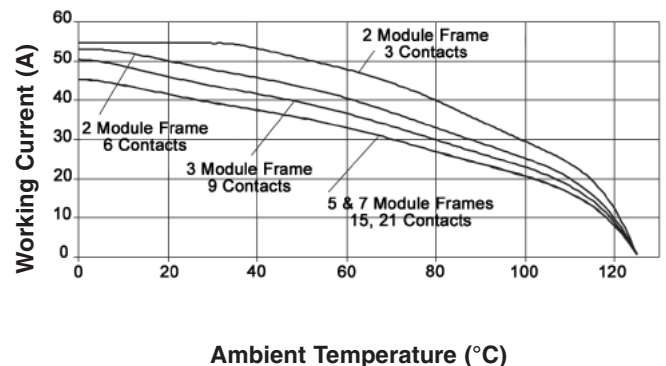
Temperature Range: -40°C to 125°C
Termination Type: Crimp termination: .06 - 10 mm², AWG: 30 - 6 AWG
 Cage Clamp: 0.5 - 2.5 mm², AWG: 20 - 14
 Screw: 4 - 25 mm², AWG: 12 - 4
Contacts: Copper alloy, silver plated/ gold plated
Contact Resistance: <1mOhm - <5mOhm
Dimension transient: 1.5 - 8kV, depending on module
Mating Cycles: 100 (higher mating cycles depends on the application)

TECHNICAL DATA: DERATING CURVES

2 CONTACT MODULE:
 4 - 25 mm² (12 - 4 AWG)



3 MODULE MACHINE CONTACTS:
 6 mm² (10 AWG)

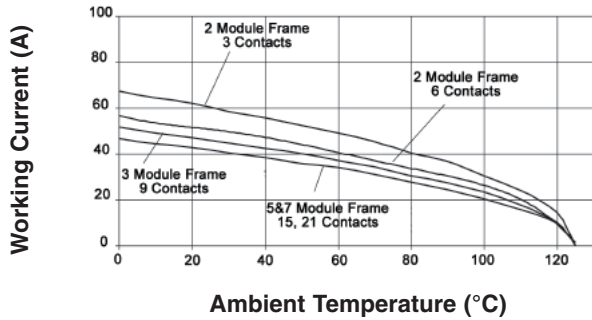


EPIC[®] Rectangular Connectors

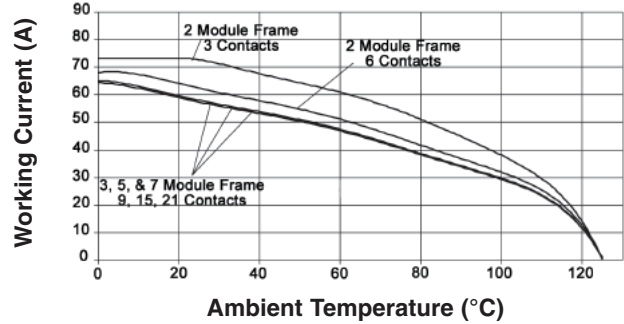
MC Series

TECHNICAL DATA: DERATING CURVES

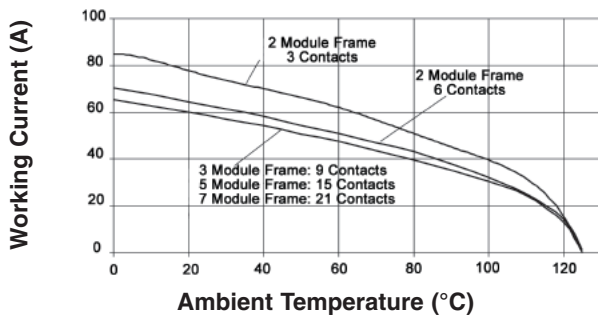
**3 MODULE HIGH VOLTAGE
MACHINE CONTACTS: 6 mm² (10 AWG)**



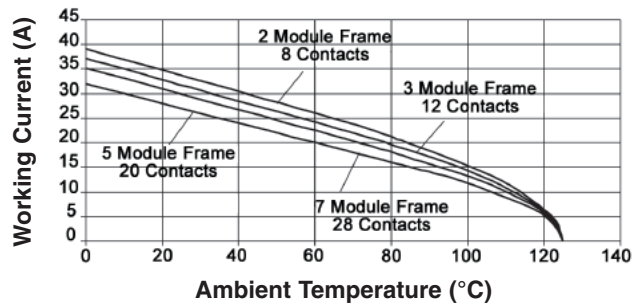
**3 MODULE MACHINE CONTACTS:
10 mm² (8 AWG)**



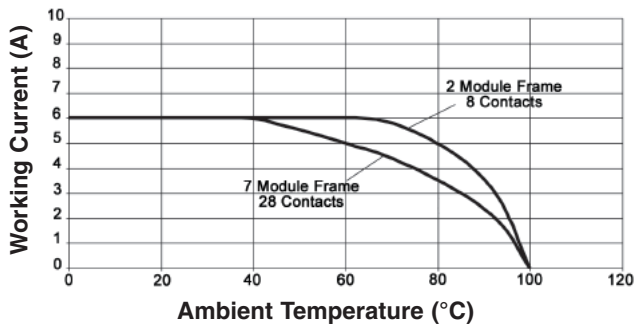
**3 MODULE HIGH VOLTAGE
MACHINE CONTACTS: 10 mm² (8 AWG)**



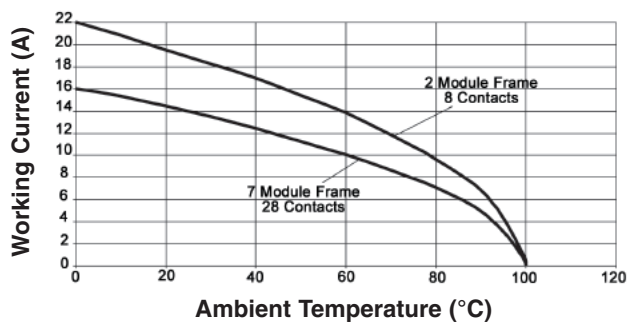
**4 MODULE MACHINE CONTACTS:
4.0 mm² (12 AWG)**



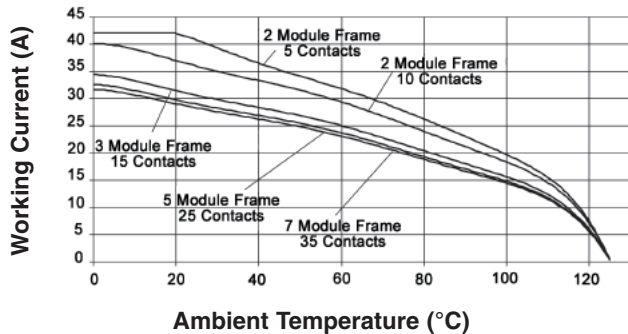
**4 MODULE CAGE CLAMP:
0.5 mm² (20 AWG)**



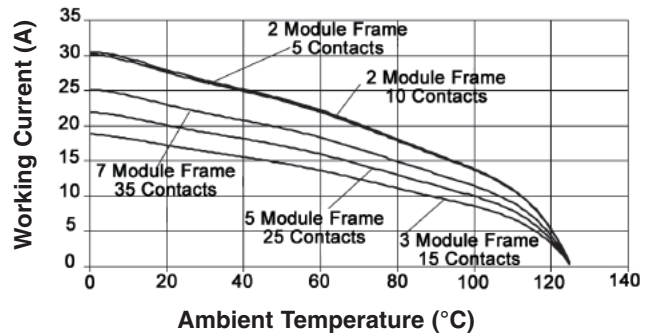
**4 MODULE MACHINE CONTACTS:
2.5 mm² (14 AWG)**



**5 MODULE MACHINE CONTACTS:
4 mm² (12 AWG)**



**5 MODULE MACHINE CONTACTS:
2.5 mm² (14 AWG)**

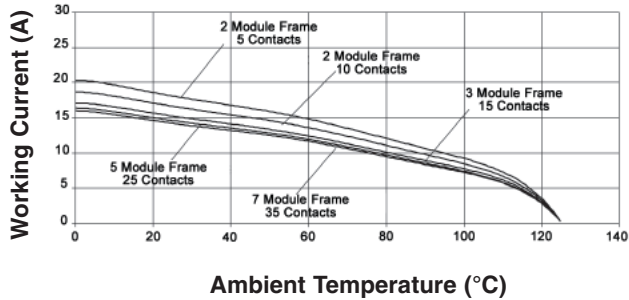


EPIC[®] Rectangular Connectors

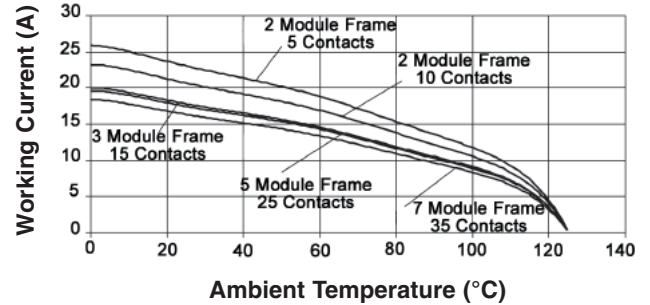
MC Series

TECHNICAL DATA: DERATING CURVES

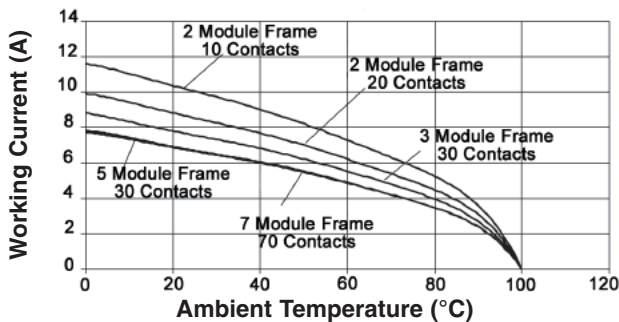
5 MODULE STAMPED CONTACTS:
1.5 mm² (16 AWG)



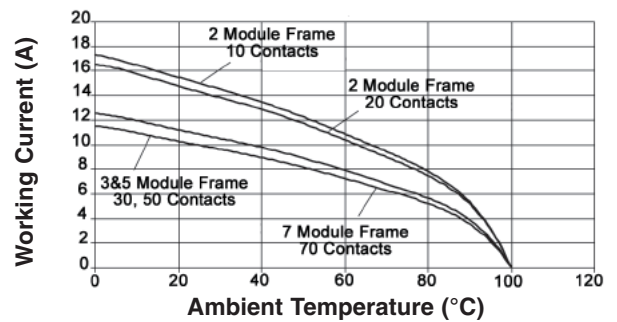
5 MODULE STAMPED CONTACTS:
2.5 mm² (14 AWG)



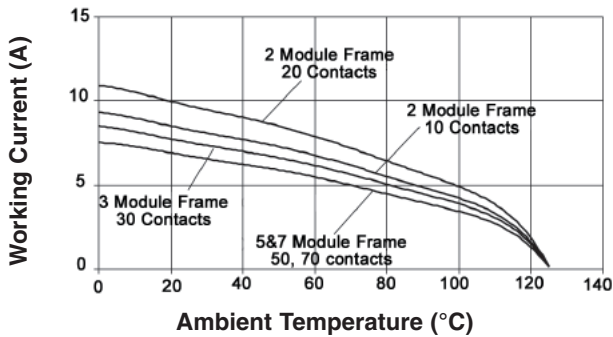
10 MODULE MACHINE CONTACTS:
0.5 mm² (20 AWG)



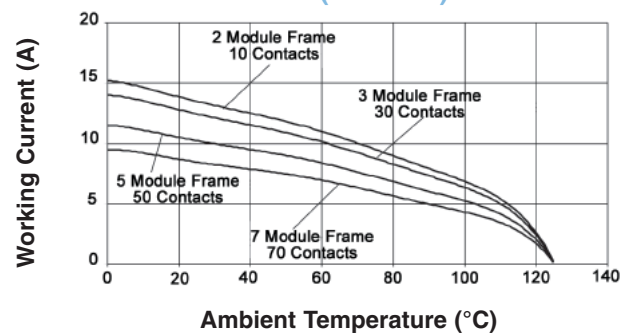
10 MODULE MACHINE CONTACTS:
1.5 mm² (16 AWG)



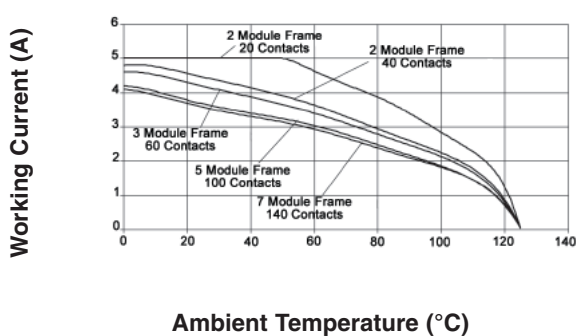
10 MODULE STAMPED CONTACTS:
0.5 mm² (20 AWG)



10 MODULE STAMPED CONTACTS:
1.5 mm² (16 AWG)



20 MODULE STAMPED CONTACTS :
0.25 mm² (24 AWG)



20 MODULE STAMPED CONTACTS:
0.5 mm² (20 AWG)

