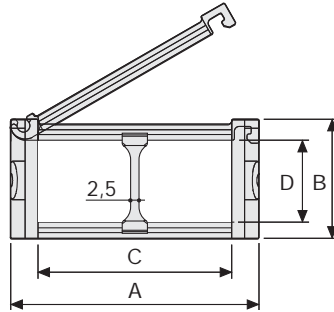


SR325PI Nylon Cable Chain with openable frames

Inner height (D) 25 mm
Single link construction with central large anti-friction pivot, for high torsion and tensile resistance.
Frames openable from inner radius.
Vertical separators available.



Separator	
- Unassembled	Part.no S325L
- Assembled	Part.no S325LMC

Technical characteristics when self-supported

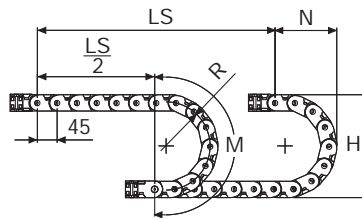
Speed	10 m/s
Acceleration	50 m/s ²

For higher requirements please consult our technical dept.

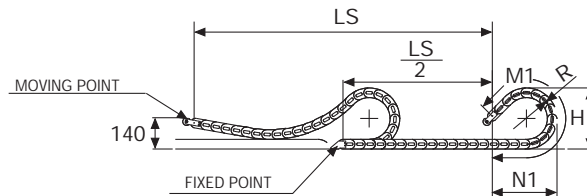
A	B	C	D	R	Weight/m	Chain
mm	mm	mm	mm	mm	kg	Part Number
57	38	40	25	075-100-125-150	1,15	SR325PI040 □□□*
77	38	60	25	075-100-125-150	1,30	SR325PI060 □□□*
93	38	76	25	075-100-125-150	1,40	SR325PI076 □□□*
120	38	103	25	075-100-125-150	1,70	SR325PI103 □□□*

*Complete the code by inserting the value of the radius (R): Ex. SR325PI040 □□□□

For sliding applications, technical data can slightly change according to frequency, added weight and environment.



R	H	N	M	N1	M1
mm	mm	mm	mm	mm	mm
075	188	140	325	185	420
100	238	165	405	275	635
125	288	190	485	360	855
150	338	215	565	445	1075



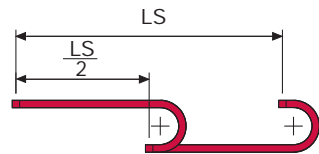
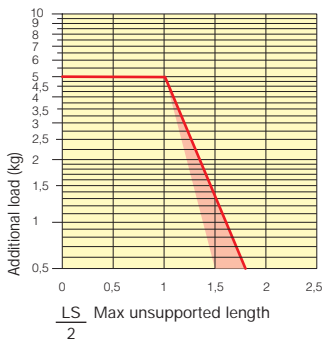
Length of chain (L)
Half travel distance ($\frac{LS}{2}$)
plus length of curve (M) or (M1)

$$L = \frac{LS}{2} + M \text{ o } M1$$



Self-Supporting Capacity Diagram

The maximum length of the self-supporting capacity ($\frac{LS}{2}$) in relationship to the weight of the cables and hoses contained per linear metre.



The red marking in the diagram area considers the difference of weight between various widths of chain.

For applications with $\frac{LS}{2}$ and weights not included in the area of the diagram showing self-supporting capacity, verify the possible use of support rollers (see page 30).

End Brackets

The end brackets set allows the two ends of the chain to be attached to the equipment. Set complete with tiewrap clamps available on request.

Nylon Type

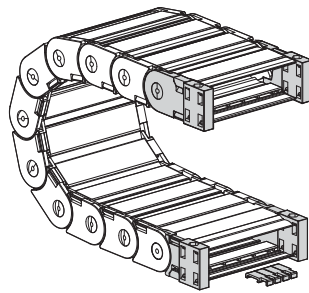


Fig. A Chain fixed outside/inside the radius. (Fig A)

Bright Zinc Plated Steel Type*

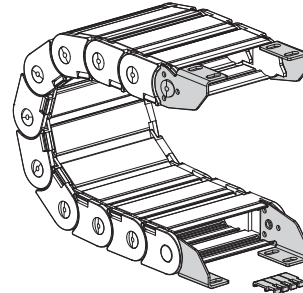
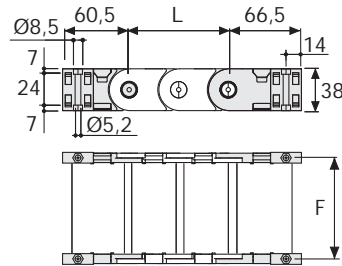


Fig. B Chain fixed outside the radius. (Fig B) See end brackets mounting variations page 31.



Chain Type	F mm
SR325PI...040	51
SR325PI...060	71
SR325PI...076	87
SR325PI...103	114

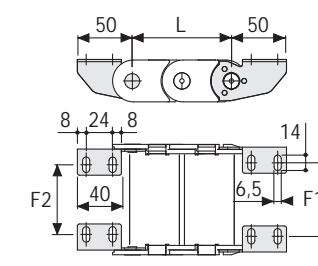
Nylon Type Part Numbers

Complete Set Assembled Chain Type	End Brackets Set
SR325PI... AN325P □□□*KM	

Complete Set Unassembled Chain Type	End Brackets Set
SR325PI... AN325P □□□*K	

Tiewrap Clamp Part Number
Assembled CFC325L □□□*KM
Unassembled CFC325L □□□*K

* Complete the code by inserting the value of the quote C.



Chain Type	F2 mm	F1 mm
SR325PI...040	20	23,5
SR325PI...060	40	43,5
SR325PI...076	56	59,5
SR325PI...103	83	86,5

Bright Zinc Plated Steel Type Part Numbers

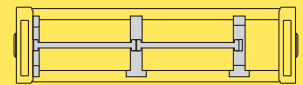
Complete Set Assembled Chain Type	End Brackets Set
SR325PI... A325LK**	

*Available on request in stainless steel
**See end brackets mounting variations page 31.

Serie Protection

SR325PI

Nylon Cable Chain with openable frames



Separation System
To choose the separators see page. 176

3



Disponibile aussi pour les longues courses.
Pour le choix du guide, voir page. 54

For further information please consult Brevetti Stendalto's Technical Office