

























**ANAMET PROTECTION  
PRODUCTS:**

**HIPROJACKET® / THERMOJACKET  
HIPROTAPE® / HIPROSILTAPÉ®  
HIPROBLANKET / SILICABLANKET**

 **ANAMET EUROPE**  
YOUR SPECIALIST FOR HEAT PROTECTION

# Product selection table Anamet heat protection products.

Product	Material	Material	Temp. (°C) Continue		Temperature short term		Resistance		Approvals		Page
			Min.	Max.	20 min.	15-30 sec.	Oil	Splash			
 <b>Hiprojacket Aero</b>	Glass fibre	Silicone Halogen-free RoHS	-55	+260	+800°C	+1640°C	++++	++++			10-04 10-05
 <b>Hiprojacket Industrial</b>	Glass fibre	Silicone Halogen-free RoHS	-55	+260	+800°C	+1640°C	++++	++++			10-06 10-07
 <b>Hiprojacket Light</b>	Glass fibre	Silicone Halogen-free RoHS	-55	+260	+538°C	+1200°C	++++	++			10-09
 <b>Hiprotape</b>	Glass fibre	Silicone Halogen-free RoHS	-55	+260	+800°C	+1640°C	++++	++++			10-10
 <b>Hiprotape</b>	Glass fibre	Silicone Halogen-free RoHS	-55	+260	+800°C	+1640°C	++++	++++			10-11 10-12
 <b>Hiproblanket Wrap H</b>	Glass fibre	Silicone Halogen-free RoHS	-55	+260	+800°C	+1640°C	++++	++++			10-13 10-16
 <b>Hiproblanket Wrap Light</b>	Glass fibre	Silicone Halogen-free RoHS	-55	+260	+538°C	+1200°C	++++	++			10-17
 <b>Thermojacket</b>	Glass fibre Saturated	-	-55	+538	-	-	-	-			10-18 10-20
 <b>Hiproblanket</b>	Glass fibre	Silicone Halogen-free RoHS	-55	+260	+800°C	+1640°C	++++	++++			10-22 10-25
 <b>Hiproblanket light</b>	Glass fibre	Silicone Halogen-free RoHS	-55	+260	+800°C	+1200°C	++++	++			10-26
 <b>Silicablanket</b>	Silica fibre	-	-55	+1090	-	-	-	-			10-27

**PRODUCT  
SELECTION  
TABLE**

# Engineering data heat protection products

The right choice of heat protection materials is important for the functioning and durability of the equipment.

The heat protection materials of Anamet Europe B.V. can basically be divided into 3 groups:

1. Hipro-products, consisting of an E-glass fibre base, covered with iron-oxide silicon rubber.  
Temperature range: -55 °C till +260 °C continuous, +800 °C for approx. 20 minutes and +1640 °C for 15-30 seconds  
  
Flammability : UL-94 V1.
2. Thermo-products, consisting completely of E-glass fibre.  
Temperature range: -55 °C till +538 °C continuous.
3. Silica-products consisting of completely amorphous silica fibres.  
Temperature range: -55 °C till +1090 °C continuous.

Each product groups are available in various grades and executions, like sleeving, tape, blankets and remountable wraps.

The choice of which product offers the best solution is strongly depending on the exact application.

Thermo- and Silica-products don't withstand open flame exposure and molten splash, like the Hipro-products do.

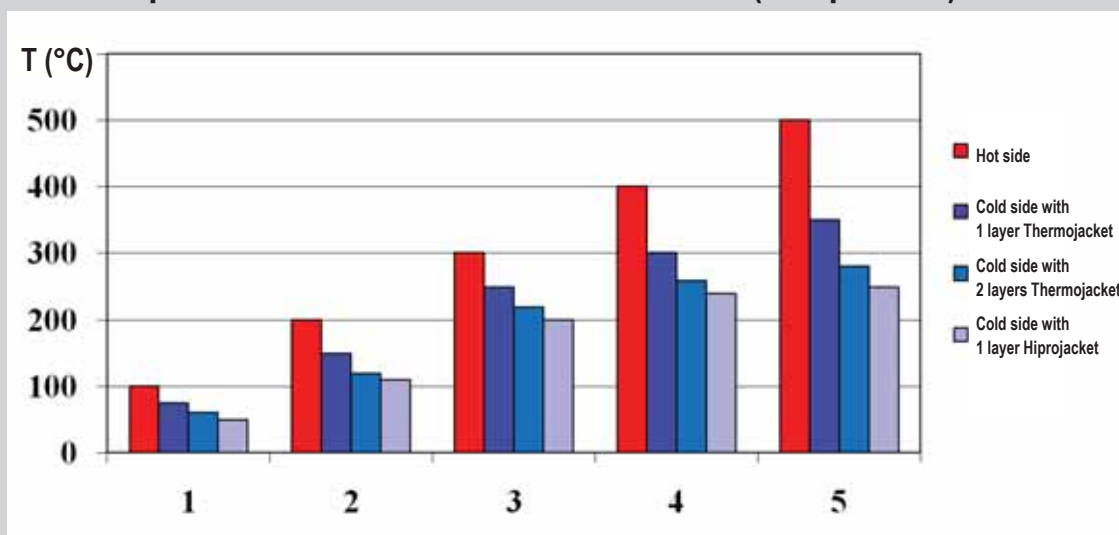
At the other hand Thermo-and Silica-products offer a good heat protection at higher continuous temperatures than are possible for Hipro-products.

Next to the temperature resistance, there is also a difference in insulation characteristics for the Hipro- and Thermo-products, as shown in the graph below. If however a higher level of insulation is required please refer to page 30 where we have our special high temperature insulation wraps shown.

ANAMET HEAT  
PROTECTION  
PRODUCTS

ENGINEERING  
DATA

## Thermal protection - hot side versus cold side (Temp. in °C)



### Note:

Above mentioned values are based on respectively Hiprojacket Aero and Thermo jacket S (saturated) with the heat source at the inside of the sleeving. For additional information on specific conditions, please contact your Anamet representative.

When Hipro products exposed to flame, the silicone rubber transforms into crust, creating a protective SiO<sub>2</sub> refractory layer. Hipro products withstands repeated exposures to molten steel, molten aluminium and molten glass up to +1650 °C. The heavy coating of our proprietary iron oxide red silicone compound sheds molten metal splashes immediately, so very little heat transfer occurs.

The fibre glass will not burn, retains 75% of it's tensile at 343 °C, softens at 732 °C till 877 °C and melts at 1121 °C till 1182 °C.

The theoretical dielectric strength of our Hipro products is 16.000 V per mm cover thickness, being the characteristic of Silicone rubber. However as the liquid process, to coat the sleeveings, tapes and blankets, allows for possible inclusions of tiny airbubbles or pinholes we cannot guarantee a minimum dielectric strength of the finished product.





**Hiprojacket® Aero:**  
**Braided sleeving, solid constructed**  
**acc. SAE AS1072, superior short term**  
**flame protection.**

The ultimate heatprotection for cables and hoses. This solid braided glassfiber sleeving, with thick silicone cover, is constructed according to the Aerospace Standard SAE AS1072 and allows qualified hose assemblies to pass the AS1055 testing. This Hiprojacket offers superior short term flame protection and excellent temperature reduction. In the field of cable protection, a complete program of Hiprojacket fittings is available for easy installation. Resistant to hydraulic fluids, lubricating oils and fuels, Hiprojacket protects against molten splash, occasional flames, heat radiation, energy loss in piping and hoses; also protects employees from burns. Hiprojacket is typically used in the Aerospace-industry, steelworks, glass and ceramics industry, as well as in the machine- and apparatus-building.

lent oil resistant, halogen-free, superior short term flame protection, excellent temperature reduction and withstands molten splash.

**Special approvals:** Highly flameretardant acc. DIN 5510-2: S4/SR2/ST2. Ox. index LOI = 39,2. Flameretardent acc. UNI CEI 11170-3; NF EN ISO 11925-2 (15 and 30 sec.). EN 45545-2; R22 and R23 HL1/HL2/HL3; NF F 16-101 class I2 F1., Oxygenindex LOI = 39,2. Allows qualified hose assemblies to pass the SAE AS1055 testing.

**Temperature:** -55 °C till +260 °C continuous.  
 Under flame till +800 °C for approx. 20 minutes.  
 Radiation heat till +800 °C for approx. 20 minutes.  
 Molten metal splash till +1640 °C for 15-30 seconds.  
**Colour:** Red, other colours available on demand.

**Material & Construction:**

**Construction:** Braided sleeving from E-glass yarns, solid constructed acc. Aerospace Standard SAE AS1072 type 2.  
**Cover specifications:** Iron-oxide silicon rubber. Excel-



Hiprojacket Aero			Diametre		Standard carton		Small carton *		Random Length		Weight (Kg/m)
Size (mm)	Size (Inch)	Type	Inside (mm)	Outside (mm)	Metre	Article No.	Metre	Article No.	Metre	Article No.	
						Red	Red		Red		
6	1/4"	HJ-04	6	11	30	336.006.3	15	336.006.1	1	336.006.0	0,12
10	3/8"	HJ-06	10	15	30	336.010.3	15	336.010.1	1	336.010.0	0,16
13	1/2"	HJ-08	13	18	30	336.013.3	15	336.013.1	1	336.013.0	0,19
16	5/8"	HJ-10	16	22	30	336.016.3	15	336.016.1	1	336.016.0	0,21
19	3/4"	HJ-12	19	25	30	336.019.3	15	336.019.1	1	336.019.0	0,24
22	7/8"	HJ-14	22	28	30	336.022.3	15	336.022.1	1	336.022.0	0,28
25	1"	HJ-16	25	31	30	336.025.3	15	336.025.1	1	336.025.0	0,33
29	1.1/8"	HJ-18	29	35	30	336.029.3	15	336.029.1	1	336.029.0	0,35
32	1.1/4"	HJ-20	32	38	30	336.032.3	15	336.032.1	1	336.032.0	0,39
35	1.3/8"	HJ-22	35	41	30	336.035.3	15	336.035.1	1	336.035.0	0,45
38	1.1/2"	HJ-24	38	44	30	336.038.3	15	336.038.1	1	336.038.0	0,48
41	1.5/8"	HJ-26	41	47	30	336.041.3	15	336.041.1	1	336.041.0	0,52
44	1.3/4"	HJ-28	44	50	30	336.044.3	15	336.044.1	1	336.044.0	0,64
51	2"	HJ-32	51	57	30	336.051.3	15	336.051.1	1	336.051.0	0,67
57	2.1/4"	HJ-36	57	63	30	336.057.3	15	336.057.1	1	336.057.0	0,74
64	2.1/2"	HJ-40	64	70	30	336.064.3	15	336.064.1	1	336.064.0	0,75
70	2.3/4"	HJ-44	70	76	30	336.070.3	15	336.070.1	1	336.070.0	0,88
76	3"	HJ-48	76	82	30	336.076.3	15	336.076.1	1	336.076.0	1,03
83	3.1/4"	HJ-52	83	89	30	336.083.3	15	336.083.1	1	336.083.0	1,13
89	3.1/2"	HJ-56	89	95	30	336.089.3	15	336.089.1	1	336.089.0	1,18
95	3.3/4"	HJ-60	95	101	30	336.095.3	15	336.095.1	1	336.095.0	1,34
102	4"	HJ-64	102	108	30	336.102.3	15	336.102.1	1	336.102.0	1,41

\* In the 15 meter packaging it is possible that 2 lengths (totally 15 meter) are packed (minimum shortest length 4,5 meter).

The fittings for Hiprojacket are outlined on page 8.



**ANAMET HEAT  
 PROTECTION  
 PRODUCTS**

**PROTECTION  
 SLEEVE TYPE  
 HIPROJACKET  
 AERO**





**Hiprojacket® Aero:**  
Braided sleeving, solid constructed  
acc. SAE AS1072, superior short term  
flame protection.



Hiprojacket Aero			Diametre		Standard carton		Small carton		Reels		Weight (Kg/m)
Size (mm)	Size (Inch)	Type	Inside (mm)	Outside (mm)	Metre	Article No. <b>Black</b>	Metre	Article No. <b>Black</b>	Metre	Article No. <b>Black</b>	
13	1/2"	HJ-08	13	18	30	346.913.3	-	-	-	-	0,19
16	5/8"	HJ-10	16	22	30	346.916.3	-	-	-	-	0,21
19	3/4"	HJ-12	19	25	30	346.919.3	-	-	-	-	0,24
29	1.1/8"	HJ-18	29	35	30	346.929.3	-	-	-	-	0,35
35	1.3/8"	HJ-22	35	41	30	346.935.3	-	-	-	-	0,45
38	1.1/2"	HJ-24	38	44	30	346.938.3	-	-	-	-	0,48
41	1.5/8"	HJ-26	41	47	30	346.941.3	-	-	-	-	0,52
51	2"	HJ-32	51	57	30	346.951.3	-	-	-	-	0,67

**ANAMET HEAT  
PROTECTION  
PRODUCTS**

**PROTECTION  
SLEEVE TYPE  
HIPROJACKET  
AERO**



## Hiprojacket® Industrial: Knitted sleeving, good short term flame protection.

The industrial alternative for less demanding situations. This Industrial Grade has a more open construction of glass fibre, but due to the thick silicon cover still offers good short term flame protection and temperature reduction. Resistant to hydraulic fluids, lubricating oils and fuels, Hiprojacket Industrial protects against molten splash, occasional flames, heat radiation, energy loss in piping and hoses; also protects employees from burns. Hiprojacket Industrial is frequently used to protect cables and industrial rubber/metal hoses in the glass, ceramics and steel industry, as well as in the machine- and apparatus-building.

### Material & Construction:

**Construction:** Knitted sleeving from E-glass yarns.

**Cover specifications:** Iron-oxide silicon rubber, excellent oil resistant, halogen-free, good short term flame protection,

good temperature reduction and withstands molten splash.

**Temperature:** -55 °C till +260 °C continuous.

Under flame till +800 °C for approx. 20 minutes.

Radiation heat till +800 °C for approx. 20 minutes.

Molten metal splash till +1640 °C for 15-30 seconds.

**Colour:** Red, other colours available on demand.



Hiprojacket Industrial			Diametre		Standard carton		Small carton		Reels		Weight (Kg/m)
Size (mm)	Size (Inch)	Type	Inside (mm)	Outside (mm)	Metre	Article No. <b>Red</b>	Metre	Article No. <b>Red</b>	Metre	Article No. <b>Red</b>	
6	1/4"	HJ-I-04	6	11	30	336.806.3	-	-	-	-	0,11
10	3/8"	HJ-I-06	10	15	30	336.810.3	-	-	-	-	0,14
13	1/2"	HJ-I-08	13	18	30	336.813.3	-	-	-	-	0,17
16	5/8"	HJ-I-10	16	22	30	336.816.3	-	-	-	-	0,22
19	3/4"	HJ-I-12	19	25	30	336.819.3	-	-	-	-	0,25
22	7/8"	HJ-I-14	22	28	30	336.822.3	-	-	-	-	0,26
25	1"	HJ-I-16	25	31	30	336.825.3	-	-	-	-	0,30
29	1.1/8"	HJ-I-18	29	35	30	336.829.3	-	-	-	-	0,34
32	1.1/4"	HJ-I-20	32	38	30	336.832.3	-	-	-	-	0,36
35	1.3/8"	HJ-I-22	35	41	30	336.835.3	-	-	-	-	0,48
38	1.1/2"	HJ-I-24	38	44	30	336.838.3	-	-	-	-	0,53
41	1.5/8"	HJ-I-26	41	47	30	336.841.3	-	-	-	-	0,53
44	1.3/4"	HJ-I-28	44	50	30	336.844.3	-	-	-	-	0,55
51	2"	HJ-I-32	51	57	30	336.851.3	-	-	-	-	0,62
57	2.1/4"	HJ-I-36	57	63	30	336.857.3	-	-	-	-	0,71
64	2.1/2"	HJ-I-40	64	70	30	336.864.3	-	-	-	-	0,73
70	2.3/4"	HJ-I-44	70	76	30	336.870.3	-	-	-	-	0,82
76	3"	HJ-I-48	76	82	30	336.876.3	-	-	-	-	0,93
83	3.1/4"	HJ-I-52	83	89	30	336.883.3	-	-	-	-	1,14
89	3.1/2"	HJ-I-56	89	95	30	336.889.3	-	-	-	-	1,15
95	3.3/4"	HJ-I-60	95	100	30	336.895.3	-	-	-	-	1,17
102	4"	HJ-I-64	102	108	30	336.897.3	-	-	-	-	1,22
114	4.1/2"	HJ-I-72	114	120	30	336.898.3	15	336.898.1	-	-	1,65
127	5"	HJ-I-80	127	133	30	336.899.3	15	336.899.1	-	-	1,71

The fittings for Hiprojacket are outlined on page 8.





**Hiprojacket® Industrial:**  
**Knitted sleeving, good short term**  
**flame protection.**

Hiprojacket Industrial			Diametre		Standard carton		Small carton		Reels		Weight (Kg/m)
Size (mm)	Size (Inch)	Type	Inside (mm)	Outside (mm)	Metre	Article No.	Metre	Article No.	Metre	Article No.	
13	1/2"	HJ-I-08	13	18	30	346.313.3	-	-	-	-	0,17
16	5/8"	HJ-I-10	16	22	30	346.316.3	-	-	-	-	0,22
19	3/4"	HJ-I-12	19	25	30	346.319.3	-	-	-	-	0,25
29	1.1/8"	HJ-I-18	29	35	30	346.329.3	-	-	-	-	0,34
35	1.3/8"	HJ-I-22	35	41	30	346.335.3	-	-	-	-	0,48
41	1.5/8"	HJ-I-26	41	47	30	306.341.3	-	-	-	-	0,53
51	2"	HJ-I-32	51	57	30	346.351.3	-	-	-	-	0,62



Hiprojacket Industrial			Diametre		Standard carton		Small carton		Reels		Weight (Kg/m)
Size (mm)	Size (Inch)	Type	Inside (mm)	Outside (mm)	Metre	Article No.	Metre	Article No.	Metre	Article No.	
13	1/2"	HJ-I-08	13	18	30	346.013.3	-	-	-	-	0,17
16	5/8"	HJ-I-10	16	22	30	346.016.3	-	-	-	-	0,22
19	3/4"	HJ-I-12	19	25	30	346.019.3	-	-	-	-	0,25
29	1.1/8"	HJ-I-18	29	35	30	346.029.3	-	-	-	-	0,34
35	1.3/8"	HJ-I-22	35	41	30	346.035.3	-	-	-	-	0,48
41	1.5/8"	HJ-I-26	41	47	30	306.041.3	-	-	-	-	0,53
51	2"	HJ-I-32	51	57	30	346.051.3	-	-	-	-	0,62




Hiprojacket Industrial			Diametre		Standard carton		Small carton		Reels		Weight (Kg/m)
Size (mm)	Size (Inch)	Type	Inside (mm)	Outside (mm)	Metre	Article No.	Metre	Article No.	Metre	Article No.	
13	1/2"	HJ-I-08	13	18	30	346.113.3	-	-	-	-	0,17
16	5/8"	HJ-I-10	16	22	30	346.116.3	-	-	-	-	0,22
19	3/4"	HJ-I-12	19	25	30	346.119.3	-	-	-	-	0,25
29	1.1/8"	HJ-I-18	29	35	30	346.129.3	-	-	-	-	0,34
35	1.3/8"	HJ-I-22	35	41	30	346.135.3	-	-	-	-	0,48
41	1.5/8"	HJ-I-26	41	47	30	306.141.3	-	-	-	-	0,53
51	2"	HJ-I-32	51	57	30	346.151.3	-	-	-	-	0,62



Hiprojacket Industrial			Diametre		Standard carton		Small carton		Reels		Weight (Kg/m)
Size (mm)	Size (Inch)	Type	Inside (mm)	Outside (mm)	Metre	Article No.	Metre	Article No.	Metre	Article No.	
13	1/2"	HJ-I-08	13	18	30	346.213.3	-	-	-	-	0,17
16	5/8"	HJ-I-10	16	22	30	346.216.3	-	-	-	-	0,22
19	3/4"	HJ-I-12	19	25	30	346.219.3	-	-	-	-	0,25
29	1.1/8"	HJ-I-18	29	35	30	346.229.3	-	-	-	-	0,34
35	1.3/8"	HJ-I-22	35	41	30	346.235.3	-	-	-	-	0,48
41	1.5/8"	HJ-I-26	41	47	30	306.241.3	-	-	-	-	0,53
51	2"	HJ-I-32	51	57	30	346.251.3	-	-	-	-	0,62

**ANAMET HEAT  
 PROTECTION  
 PRODUCTS**

**PROTECTION  
 SLEEVE TYPE  
 HIPOJACKET  
 INDUSTRIAL**



## Anaconda nickel plated brass fittings for Hiprojacket®.

To fit the Hiprojacket you can use the standard Anaconda fittings (which are being used for metal conduits Sealite), if you replace their standard polyamide clamping rings with the special metal clamping rings mentioned here under. The fittings are also available in 45°, 90° and in stainless steel (see also chapter 4 and 6).

### Material & Construction:

**Construction:** Nickel plated brass fitting, consisting of 4 parts (counter nut, clamping ring, ferrule and body).

**Material:** Counter nut, body, clamping ring and ferrule are nickel plated brass with exception of size 3/8" till 1" where the ferrule is from galvanised steel. Inserts are made from PA6 (red for ISO metric, blue for Pg and white for NPT).

**Temperature:** -45 °C till +105 °C continuous (cable-hose-fittings till +300 °C on request).

**Protection class:** IP 54 (dust-protected, splash water-proof), additionally sealed with Hiprosiltape, IP 67 is possible.

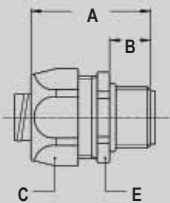
**Colour:** Metal.

### Clamping ring, zinc plated brass, for combination with Hiprojacket.



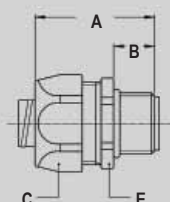
Hiprojacket type			Fitting thread size			Standard Package	Article Number	Weight (Kg/100)
Size (mm)	Aero	Industrial	ISO	Pg	NPT			
13 / 10	HJ-08	HJ-I-06	M16 x 1,5	Pg 11	1/2" NPT	10	817.512.0	0,6
16 / 13	HJ-10	HJ-I-08	M20 x 1,5	Pg 16	1/2" NPT	10	817.516.0	0,6
22 / 19	HJ-14	HJ-I-12	M25 x 1,5	Pg 21	3/4" NPT	5	817.520.0	1,0
25	HJ-16	HJ-I-16	M32 x 1,5	Pg 29	1" NPT	5	817.526.0	1,2
35 / 32	HJ-22	HJ-I-20	M40 x 1,5	Pg 36	1.1/4" NPT	2	817.535.0	2,0
38	HJ-24	HJ-I-24	M50 x 1,5	Pg 42	1.1/2" NPT	2	817.540.0	4,2
51	HJ-32	HJ-I-32	M63 x 1,5	Pg 48	2" NPT	2	817.550.0	9,0

### ISO straight fitting, male, nickel plated brass (without clamping ring).



Thread	Hiprojacket type		Dimensions in mm					Standard Package	Article Number	Weight (Kg/100)
	Aero	Industrial	A	B	C	D	E			
M16 x 1,5	HJ-08	HJ-I-06	35	12	26	-	24	10	812.016.1	4,7
M20 x 1,5	HJ-10	HJ-I-08	37	13	29	-	27	10	812.020.1	5,1
M25 x 1,5	HJ-14	HJ-I-12	40	15	35	-	33	5	812.025.1	11,7
M32 x 1,5	HJ-16	HJ-I-16	46	15	45	-	43	5	812.032.1	19,7
M40 x 1,5	HJ-22	HJ-I-20	52	16	54	-	52	2	812.040.1	35,0
M50 x 1,5	HJ-24	HJ-I-24	56	18	63	-	60	2	812.050.1	42,2
M63 x 1,5	HJ-32	HJ-I-32	66	20	77	-	74	2	812.063.1	52,8

### Pg straight fitting, male, nickel plated brass (without clamping ring).



Thread	Hiprojacket type		Dimensions in mm					Standard Package	Article Number	Weight (Kg/100)
	Aero	Industrial	A	B	C	D	E			
Pg 11	HJ-08	HJ-I-06	35	12	26	-	24	10	810.011.1	4,7
Pg 16	HJ-10	HJ-I-08	37	13	29	-	27	10	810.016.1	5,1
Pg 21	HJ-14	HJ-I-12	40	15	35	-	33	5	810.021.1	11,7
Pg 29	HJ-16	HJ-I-16	46	15	45	-	43	5	810.029.1	19,7
Pg 36	HJ-22	HJ-I-20	52	16	54	-	52	2	810.036.1	35,0
Pg 42	HJ-24	HJ-I-24	56	18	63	-	60	2	810.042.1	42,2
Pg 48	HJ-32	HJ-I-32	66	20	77	-	74	2	810.048.1	52,8





**Hiprojacket® Light:**  
**Lightweight sleeving, moderate thermal protection.**

The most economic alternative for less demanding situations. This Light Grade has a thinner construction of glass fibre and silicone rubber cover, but due to the thin silicon cover offers some short term flame protection and a small temperature reduction. Resistant to hydraulic fluids, lubricating oils and fuels, Hiprojacket Light offers limited protection against molten splash and occasional flames. Hiprojacket Light is frequently used to protect cables and wires in the machine- and apparatus-building.

**Temperature:** -55 °C till +260 °C continuous.  
 Under flame till +538 °C for approx. 20 minutes.  
 Radiation heat till +538 °C for approx. 20 minutes.  
 Small molten metal splash till +1200 °C for 15-30 seconds.  
**Colour:** Red.

**Material & Construction:**

**Construction:** Knitted sleeving from E-glass yarns.


**Cover specifications:** Iron-oxide silicon rubber. Excellent oil resistant, halogen-free, limited short term flame protection, limited temperature reduction.



**ANAMET HEAT PROTECTION PRODUCTS**

**PROTECTION SLEEVE TYPE HIPROJACKET LIGHT**

Hiprojacket Light			Diametre		Standard carton		Small carton		Reels		Weight
Size	Size	Type	Inside	Outside	Metre	Article No.	Metre	Article No.	Metre	Article No.	(Kg/m)
(mm)	(Inch)		(mm)	(mm)		Red		Red		Red	
4	5/32"	HJ-L-02	4	6	200	355.004.5	-	-	-	-	0,01
6	1/4"	HJ-L-04	6	8	100	355.006.5	-	-	-	-	0,02
8	5/16"	HJ-L-05	8	10	100	355.008.5	-	-	-	-	0,03
10	3/8"	HJ-L-06	10	12	100	355.010.5	-	-	-	-	0,03
12	1/2"	HJ-L-08	12	14	100	355.012.5	-	-	-	-	0,04
16	5/8"	HJ-L-10	16	18	50	355.016.5	-	-	-	-	0,06
20	3/4"	HJ-L-12	20	22	50	355.020.5	-	-	-	-	0,08



**Hiprosiltape®:**  
Tape from self-fusing silicone rubber.

Hiprosiltape is specially formulated to adhere to itself and is used to seal the ends of Hiprojacket and Hiprotape. Neatly applied over the transition from the Hiprojacket/Hiprotape to the surface of the hose or conduit being protected, the self-fusing tape provides a cohesive moisture resistant barrier. Conforming smoothly when wrapped around even complex shapes, the tape bonds at room temperature into a single inseparable layer after 24 hours. The product remains non-tacky to touch and is inherently flame retardant, providing a superior alternative to the standard band clamp.

**Material & Construction:**

**Construction:** Unsupported silicone rubber tape, self-fusing, ideal to seal-off.

**Cover specifications:** Self-fusing silicon rubber, excellent oil resistant, halogen-free, inherently flame-retardant.

**Temperature:** -55 °C till +260 °C continuous.  
**Colour:** Red & black, on request also available in other colours.



Hiprosiltape			Dimensions		Standard carton		Small carton		Reels		Weight (Kg/m)
Size (mm)	Size (Inch)	Type	Width (mm)	Thickness (mm)	Metre	Article No.	Metre	Article No.	Metre	Article No.	
25	1"	HST-16	25	0,5	11	<b>337.525.1</b>	-	<b>Red</b>	-	<b>Red</b>	0,02
38	1.1/2"	HST-24	38	0,3	11	<b>337.538.1</b>	-	<b>Red</b>	-	<b>Red</b>	0,02

Hiprosiltape			Dimensions		Standard carton		Small carton		Reels		Weight (Kg/m)
Size (mm)	Size (Inch)	Type	Width (mm)	Thickness (mm)	Metre	Article No.	Metre	Article No.	Metre	Article No.	
25	1"	HSTB-16	25	0,5	11	<b>337.425.1</b>	-	<b>Black</b>	-	<b>Black</b>	0,02
38	1.1/2"	HSTB-24	38	0,3	11	<b>337.438.1</b>	-	<b>Black</b>	-	<b>Black</b>	0,02

**ANAMET HEAT PROTECTION PRODUCTS**

**PROTECTION TAPE TYPE HIPROSILTAPE**

**ANAMET HEAT  
PROTECTION  
PRODUCTS**

**PROTECTION  
TAPE TYPE  
HIPROTAPE**



**Hiprotape®:  
Tape from woven fiberglass yarns,  
with red iron-oxide silicon rubber.**

Hiprotape provides the same heat protection as Hipro-jacket Industrial Grade, in the form of a band which can be wrapped around already installed cables, hoses and valves. Resistant to hydraulic fluids, lubricating oils and fuels, Hiprotape protects against molten splash, occasional flames, energy loss in piping and hoses; also protects employees from burns; allows "bundling" of wires, hoses and cables. Hiprotape is applicable to larger diameters pipe and allows installation in situations where it is impractical or impossible to disassemble existing cable and hose assemblies. Typically used in the glass, ceramics and steel industry, as well as in the machine- and apparatus-building.

*Material & Construction:*

**Construction:** Woven tape from E-glass yarns.

**Cover specifications:** Iron-oxide silicon rubber, excellent oil resistant, halogen-free, good short term flame



protection, good temperature reduction and withstands molten splash.

**Temperature:** -55 °C till +260 °C continuous.

Under flame till +800 °C for approx. 20 minutes.

Radiation heat till +800 °C for approx. 20 minutes.

Molten metal splash till +1640 °C for 15-30 seconds.

**Colour:** Red.



Hiprotape			Dimensions		Standard carton		Small carton		Reels		Weight
Size	Size	Type	Width	Thickness	Metre	Article No.	Metre	Article No.	Metre	Article No.	(Kg/m)
(mm)	(Inch)		(mm)	(mm)		<b>Red</b>		<b>Red</b>		<b>Red</b>	
25	1"	HT-1	25	3	30	337.025.3	15	337.025.1	-	-	0,07
51	2"	HT-2	51	3	30	337.050.3	15	337.050.1	-	-	0,18
76	3"	HT-3	76	3	30	337.076.3	15	337.076.1	-	-	0,26
102	4"	HT-4	102	3	30	337.100.3	15	337.100.1	-	-	0,40
127	5"	HT-5	127	3	30	337.127.3	15	337.127.1	-	-	0,47



**Hiprotape® Light:**  
**Tape from woven fiberglass yarns,**  
**with thin double layer of silicon rub-**  
**ber.**

Hiprotape Light is the economical version of Hiprotape for less demanding applications. This tape can be wrapped around already installed cables, hoses and valves. Resistant to hydraulic fluids, lubricating oils and fuels, Hiprotape Light provides limited protection against molten splash and occasional flames. Typically used in machine- and apparatus-building.

**Temperature:** -55 °C till +260 °C continuous.  
 Under flame till +538 °C for approx. 20 minutes.  
 Radiation heat till +538 °C for approx. 20 minutes.  
 Small molten metal splash till +1200 °C for 15-30 seconds.  
**Colour:** Grey.

**Material & Construction:**

**Construction:** Woven tape from E-glass yarns.  
**Cover specifications:** Silicon rubber, double-sided, excellent oil resistant, halogen-free, limited short term flame protection, limited temperature reduction, withstands small particles of molten splash.



Hiprotape Light			Dimensions		Standard carton		Small carton		Reels		Weight
Size	Size	Type	Width	Thickness	Metre	Article No.	Metre	Article No.	Metre	Article No.	(Kg/m)
(mm)	(Inch)		(mm)	(mm)		Grey		Grey		Grey	
25	1"	HT-L-1	25	0,55	15	337.625.1	-	-	30	337.625.3	-
51	2"	HT-L-2	51	0,55	15	337.650.1	-	-	30	337.650.3	-
76	3"	HT-L-3	76	0,55	15	337.676.1	-	-	30	337.676.3	-
102	4"	HT-L-4	102	0,55	15	337.699.1	-	-	30	337.699.3	-

**ANAMET HEAT  
 PROTECTION  
 PRODUCTS**

**PROTECTION  
 TAPE TYPE  
 HIPROTAPE  
 LIGHT**



**ANAMET HEAT  
PROTECTION  
PRODUCTS**

**PROTECTION  
BLANKET  
TYPE HIPO-  
BLANKET WRAP  
(HEAVY)**



**Hiproblanket Wrap H:  
Blanket from woven glass fibre yarns,  
with red iron-oxide silicon rubber and  
hook & loop closure.**

The heatprotection of Hiproblanket in a split retro-fit form for quick installation on existing cables and hoses. Resistant to hydraulic fluids, lubricating oils and fuels, Hiproblanket Wrap protects against molten splash, occasional flames, energy loss in piping and hoses; also protects employees from burns; allows "bundling" of wires, hoses and cables. Hiproblanket Wrap is standard available up to 95 mm in diameter and allows quick installation in-situ without the need to dismantle and reconnect fittings. Also repair of existing installations can be performed with a minimum of labor and downtime. Typically used in the basic glass, ceramics and steel industry.

**Material & Construction:**

**Construction:** Remountable sleeve from woven E-glass blanket, with polyester hook & loop closure.

**Cover specifications:** Iron-oxide silicon rubber, excellent

oil resistant, halogen-free, good short term flame protection, good temperature reduction, withstands molten splash.

Hiproblanket Wrap H enables a finished assembly to be certified to MIL-I-24244, ASTM E84.84A, ASTM E162.

**Weight material:** 3,26 Kg/m<sup>2</sup>

**Temperature:** -55 °C till +260 °C continuous.

Under flame till +800 °C for approx. 20 minutes.

Radiation heat till +800 °C for approx. 20 minutes.

Molten metal splash till +1640 °C for 15-30 seconds.

**Temperature Wrap closure:** +110 °C continuous. Till +350 °C shortly. For higher temperatures additional securing with hiprosiltape or stainless steel turnbuckles (see page 14) is recommended.

**Colour:** Red.



Hiproblanket Wrap Heavy			Diametre		Random Length		Standard carton		Reels		Weight (Kg/m)
Size (mm)	Size (Inch)	Type	Inside (mm)	Outside (mm)	Metre	Article No.	Metre	Article No.	Metre	Article No.	
						Red	Red		Red		
25	1"	HBW-H-16	25	32	1	336.525.0	15	336.525.1	45	336.525.6	0,41
32	1.1/4"	HBW-H-20	32	39	1	336.532.0	15	336.532.1	45	336.532.6	0,48
38	1.1/2"	HBW-H-24	38	45	1	336.538.0	15	336.538.1	45	336.538.6	0,54
44	1.3/4"	HBW-H-28	44	51	1	336.544.0	15	336.544.1	45	336.544.6	0,60
51	2"	HBW-H-32	51	58	1	336.551.0	15	336.551.1	45	336.551.6	0,66
57	2.1/4"	HBW-H-36	57	64	1	336.557.0	15	336.557.1	45	336.557.6	0,73
64	2.1/2"	HBW-H-40	64	71	1	336.564.0	15	336.564.1	45	336.564.6	0,80
70	2.3/4"	HBW-H-44	70	77	1	336.570.0	15	336.570.1	45	336.570.6	0,86
76	3"	HBW-H-48	76	83	1	336.576.0	15	336.576.1	45	336.576.6	0,93
83	3.1/4"	HBW-H-52	83	90	1	336.583.0	15	336.583.1	45	336.583.6	1,00
89	3.1/2"	HBW-H-56	89	96	1	336.589.0	15	336.589.1	45	336.589.6	1,06
95	3.3/4"	HBW-H-60	95	102	1	336.595.0	15	336.595.1	45	336.595.6	1,12



**Hiproblanket Wrap H-TB:**  
**Blanket from woven glass fibre yarns,**  
**with red iron-oxide silicon rubber,**  
**hook & loop closure and turnbuckles.**



The heatprotection of Hiproblanket in a split retro-fit form for quick installation on existing cables and hoses. Resistant to hydraulic fluids, lubricating oils and fuels, Hiproblanket Wrap with turnbuckles protects against molten splash, occasional flames, energy loss in piping and hoses; also protects employees from burns; allows "bundling" of wires, hoses and cables. Hiproblanket Wrap with turnbuckles is standard available up to 305 mm in diameter and allows quick installation in-situ without the need to dismantle and reconnect fittings. Also repair of existing installations can be performed with a minimum of labor and downtime. Typically used in the basic glass, ceramics and steel industry.

**Material & Construction:**

**Construction:** Remountable sleeve from woven E-glass blanket, with polyester hook & loop closure and with at every 30 cm an additional nickel plated brass turnbuckle.

**Cover specifications:** Iron-oxide silicon rubber, excellent oil resistant, halogen-free, good short term flame protection, good temperature reduction, withstands molten splash. Hiproblanket Wrap H-TB enables a finished assembly to be certified to MIL-I-24244, ASTM E84.84A, ASTM E162.  
**Weight material:** 3,26 Kg/m<sup>2</sup>  
**Temperature:** -55 °C till +260 °C continuous.  
 Under flame till +800 °C for approx. 20 minutes.  
 Radiation heat till +800 °C for approx. 20 minutes.  
 Molten metal splash till +1640 °C for 15-30 seconds.  
**Colour:** Red.



Hiproblanket Wrap Heavy TB			Diametre		Random Length		Standard carton		Reels		Weight (Kg/m)
Size	Size	Type	Inside	Outside	Metre	Article No.	Metre	Article No.	Metre	Article No.	
(mm)	(Inch)		(mm)	(mm)		Red		Red		Red	
102	4"	HBW-HTB-64	102	109	1	336.940.0	15	336.940.1	45	336.940.6	1,29
114	4.1/2"	HBW-HTB-72	114	121	1	336.945.0	15	336.945.1	45	336.945.6	1,41
127	5"	HBW-HTB-80	127	134	1	336.950.0	15	336.950.1	45	336.950.6	1,55
140	5.1/2"	HBW-HTB-88	140	147	1	336.955.0	15	336.955.1	45	336.955.6	1,68
152	6"	HBW-HTB-96	152	159	1	336.960.0	15	336.960.1	45	336.960.6	1,80
165	6.1/2"	HBW-HTB-104	165	172	1	336.965.0	15	336.965.1	45	336.965.6	1,93
178	7"	HBW-HTB-112	178	185	1	336.970.0	15	336.970.1	45	336.970.6	2,07
191	7.1/2"	HBW-HTB-120	191	198	1	336.975.0	15	336.975.1	45	336.975.6	2,20
203	8"	HBW-HTB-128	203	210	1	336.980.0	15	336.980.1	45	336.980.6	2,32
216	8.1/2"	HBW-HTB-136	216	223	1	336.985.0	15	336.985.1	45	336.985.6	2,45
229	9"	HBW-HTB-144	229	236	1	336.990.0	15	336.990.1	45	336.990.6	2,59
241	9.1/2"	HBW-HTB-152	241	248	1	336.991.0	15	336.991.1	45	336.991.6	2,71
254	10"	HBW-HTB-160	254	261	1	336.992.0	15	336.992.1	45	336.992.6	2,84
267	10.1/2"	HBW-HTB-168	267	274	1	336.994.0	15	336.994.1	45	336.994.6	2,98
279	11"	HBW-HTB-176	279	286	1	336.996.0	15	336.996.1	45	336.996.6	3,10
292	11.1/2"	HBW-HTB-184	292	299	1	336.998.0	15	336.998.1	45	336.998.6	3,24
305	12"	HBW-HTB-192	305	312	1	336.999.0	15	336.999.1	45	336.999.6	3,37

**ANAMET HEAT  
 PROTECTION  
 PRODUCTS**

**PROTECTION  
 BLANKET  
 TYPE HIPRO-  
 BLANKET WRAP  
 H-TB (HEAVY  
 WITH TURN-  
 BUCKLES)**



**Hiproblanket Wrap Medium:  
Blanket from woven glass fibre yarns,  
with red iron-oxide silicon rubber and  
metal hook & loop closure.**

The Hiproblanket Medium in a split retro-fit form is an economical solution for quick installation on existing cables and hoses. Resistant to hydraulic fluids, lubricating oils and fuels, Hiproblanket Medium Wrap provides protection against molten splash, occasional flames; allows "bundling" of wires, hoses and cables. Due to the strong design of Hiproblanket Wrap Medium with a metal hook and aramid fleece allows quick installation in-situ without the need to dismantle and reconnect fittings. Also repair of existing installations can be performed with a minimum of labor and downtime. Typically used in the basic industry.

**Material & Construction:**

**Construction:** Remountable sleeve from glass fibre yarns.

**Cover specifications:** Silicon rubber, single-sided, excellent oil resistant, halogen-free, limited short term flame



protection, good temperature reduction, withstands small particles of molten splash.

The hook is made from stainless steel and the loop is from aramid fleece material.

**Weight material:** 2,00 Kg/m<sup>2</sup>

**Temperature:** -55 °C till +230 °C continuous.

Under flame till +800 °C for approx. 20 minutes.

Radiation heat till +800 °C for approx. 20 minutes.

Molten metal splash till +1640 °C for 15-30 seconds.

**Temperature hook and loop:** -55 °C till +300 °C continuous. Radiation heat till +500 °C for approx. 20 minutes.

**Colour:** Red.



**ANAMET HEAT  
PROTECTION  
PRODUCTS**

**PROTECTION  
BLANKET  
TYPE HIPRO-  
BLANKET WRAP  
(MEDIUM)**

Hiproblanket Wrap Medium Light			Diametre		Random Length		Standard carton		Reels		Weight
Size	Size	Type	Inside	Outside	Metre	Article No.	Metre	Article No.	Metre	Article No.	(Kg/m)
(mm)	(Inch)		(mm)	(mm)		Red		Red		Red	
32	1.1/4"	HBW-MM-20	32	39	-	-	15	356.732.3	-	-	-
38	1.1/2"	HBW-MM-24	38	40	-	-	15	356.738.3	-	-	-
51	2"	HBW-MM-32	51	53	-	-	15	356.751.3	-	-	-
76	3"	HBW-MM-48	76	78	-	-	15	356.776.3	-	-	-
102	4"	HBW-MM-64	102	104	-	-	15	356.799.3	-	-	-



**Hiproblanket Wrap M:**  
**Blanket from woven glass fibre yarns,**  
**with red iron-oxide silicon rubber and**  
**hook & loop closure.**

The heatprotection of Hiproblanket Medium in a split retro-fit form for quick installation on existing cables and hoses. Resistant to hydraulic fluids, lubricating oils and fuels, Hiproblanket Medium Wrap protects against molten splash, occasional flames, energy loss in piping and hoses; also protects employees from burns; allows "bundling" of wires, hoses and cables. Hiproblanket Wrap is standard available up to 95 mm in diameter and allows quick installation in-situ without the need to dismantle and reconnect fittings. Also repair of existing installations can be performed with a minimum of labor and downtime. Typically used in the basic glass, ceramics and steel industry.

**Material & Construction:**

**Construction:** Remountable sleeve from woven E-glass blanket, with polyester hook & loop closure.

**Cover specifications:** Iron-oxide silicon rubber, excellent

oil resistant, halogen-free, good short term flame protection, good temperature reduction, withstands molten splash.

**Weight material:** 2,00 Kg/m<sup>2</sup>

**Temperature:** -55 °C till +260 °C continuous.

Under flame till +800 °C for approx. 20 minutes.

Radiation heat till +800 °C for approx. 20 minutes.

Molten metal splash till +1640 °C for 15-30 seconds.

**Temperature Wrap closure:** +110 °C continuous. Till +350 °C shortly. For higher temperatures using a metal hook and loop (see page 15) is recommended.

**Colour:** Red.



Hiproblanket Wrap Medium			Diametre		Random Length		Standard carton		Reels		Weight
Size	Size	Type	Inside	Outside	Metre	Article No.	Metre	Article No.	Metre	Article No.	(Kg/m)
(mm)	(Inch)		(mm)	(mm)		Red		Red		Red	
32	1.1/4"	HBW-M-20	32	39	-	-	15	337.932.1	-	-	-
38	1.1/2"	HBW-M-24	38	45	-	-	15	337.938.1	-	-	-
51	2"	HBW-M-32	51	58	-	-	15	337.951.1	-	-	-
57	2.1/4"	HBW-M-36	57	64	-	-	15	337.957.1	-	-	-
64	2.1/2"	HBW-M-40	64	71	-	-	15	337.964.1	-	-	-
70	2.3/4"	HBW-M-44	70	77	-	-	15	337.970.1	-	-	-
76	3"	HBW-M-48	76	83	-	-	15	337.976.1	-	-	-
83	3.1/4"	HBW-M-52	83	90	-	-	15	337.983.1	-	-	-
89	3.1/2"	HBW-M-56	89	96	-	-	15	337.989.1	-	-	-

**ANAMET HEAT  
 PROTECTION  
 PRODUCTS**

**PROTECTION  
 BLANKET  
 TYPE HIPRO-  
 BLANKET WRAP  
 (HEAVY)**





**Hiproblanket Wrap L:**  
**Blanket from woven glass fibre yarns,**  
**with thin double layer of silicon rubber**  
**and hook & loop closure.**

The Hiproblanket Light in a split retro-fit form is an economical solution for quick installation on existing cables and hoses. Resistant to hydraulic fluids, lubricating oils and fuels, Hiproblanket Wrap Light provides limited protection against molten splash, occasional flames; allows "bundling" of wires, hoses and cables. Hiproblanket Wrap Light allows quick installation in-situ without the need to dismantle and reconnect fittings. Also repair of existing installations can be performed with a minimum of labor and downtime. Typically used in the basic industry.

*Material & Construction:*

**Construction:** Remountable sleeve from glass fibre yarns.

**Cover specifications:** Silicon rubber, double-sided, excellent oil resistant, halogen-free, limited short term flame protection, limited temperature reduction, withstands small

particles of molten splash.

**Temperature:** -55 °C till +260 °C continuous.

Under flame till +538 °C for approx. 20 minutes.

Radiation heat till +538 °C for approx. 20 minutes.

Small molten metal splash till +1200 °C for 15-30 seconds.

**Temperature Wrap closure:** +110 °C continuous. Till +350 °C shortly. For higher temperatures additional securing with hiprosiltape is recommended.


**Colour:** Grey.



**ANAMET HEAT  
 PROTECTION  
 PRODUCTS**

**PROTECTION  
 BLANKET  
 TYPE HIPO-  
 BLANKET WRAP  
 (LIGHT)**

Hiproblanket Wrap Light			Diametre		Random Length		Standard carton		Reels		Weight
Size	Size	Type	Inside	Outside	Metre	Article No.	Metre	Article No.	Metre	Article No.	(Kg/m)
(mm)	(Inch)		(mm)	(mm)		Grey		Grey		Grey	
25	1"	HBW-L-16	25	27	1	337.725.0	7,5	337.725.1	15	337.725.3	-
38	1.1/2"	HBW-L-24	38	40	1	337.738.0	7,5	337.738.1	15	337.738.3	-
51	2"	HBW-L-32	51	53	1	337.751.0	7,5	337.751.1	15	337.751.3	-
64	2.1/2"	HBW-L-40	64	66	1	337.764.0	7,5	337.764.1	15	337.764.3	-
76	3"	HBW-L-48	76	78	1	337.776.0	7,5	337.776.1	15	337.776.3	-
89	3.1/2"	HBW-L-56	89	91	1	337.789.0	7,5	337.789.1	15	337.789.3	-
102	4"	HBW-L-64	102	104	1	337.799.0	7,5	337.799.1	15	337.799.3	-



## Thermojacket S: Braided sleeving from E-glass, with an acrylic saturant coating.

The braided glass fibre sleeving is coated with an acrylic saturant coating, which adds rigidity and abrasive strength to the product and reduces the likelihood of endfray. Thanks to this rigidity the Thermojacket S is easy to apply over long lengths of hose or cable and the large braid angle allows for significant expansion of the sleeve if necessary (for instance with in-line couplings or bigger cable-splices). The material resists most acids and alkalis; is unaffected by most bleaches and solvents. In the field of cable protection, a complete program of Thermojacket fittings is available for easy installation. Thermojacket S doesnot withstand molten splash like Hiprojacket does, but offers good heatprotection at higher continuous temperatures than are possible for Hiprojacket. Applications include thermal insulation and protecting of cables and hoses in the glass, ceramics and steel industry as well as in the apparatus- and machine-building industry. On demand also available with Vermiculite coating which will withstand extended exposure to temperatures up

to +815 °C or completely made from silica with a continuous operating temperature up to +1090 °C.

### Material & Construction:

**Construction:** Braided E-glass sleeving, basic fibre produced according ASTM D-578, with acrylic saturant coating; high continuous temperature, halogen-free, good thermal insulation, abrasion resistant, no end-fray, easy installation for long lengths.

The resistance to acids is fair and to most alkalis is good. Thermojacet S has a high resistance against bleaches and solvents.

**Temperature:** -55 °C till +538 °C continuous.

**Colour:** Gold.



Thermojacket S			Diametre		Standard carton		Small carton		Reels		Weight
Size	Size	Type	Inside	Outside	Metre	Article No.	Metre	Article No.	Metre	Article No.	(Kg/m)
(#)	(Inch)		(mm)	(mm)		Gold		Gold		Gold	
4	1/4"	TJ-04	5 - 10	7 - 12	30	336.604.3	15	336.604.1	180	336.604.8	0,02
6	3/8"	TJ-06	8 - 15	10 - 17	30	336.606.3	15	336.606.1	120	336.606.8	0,04
10	5/8"	TJ-10	12 - 30	14 - 32	30	336.610.3	15	336.610.1	75	336.610.8	0,08
14	7/8"	TJ-14	20 - 50	22 - 52	30	336.614.3	15	336.614.1	60	336.614.8	0,15
22	1.3/8"	TJ-22	30 - 65	32 - 67	30	336.622.3	15	336.622.1	45	336.622.8	0,20
44	2.3/4"	TJ-44	50 - 125	52 - 127	30	336.644.3	15	336.644.1	-	-	0,30

Special remarks: Thermojacket S is a braided sleeve and for this reason very flexible. Due to its flexibility it can be expanded, so different sizes can be covered with one and the same type of Thermojacket S.

Please notice that when the sleeve is expanded, more meters are necessary to cover the same length, as indicated in the table below.

TJ-04 on 6 mm core: 1,00 metre TJ is needed to cover 1,00 metre core.  
 TJ-06 on 10 mm core: 1,00 metre TJ is needed to cover 1,00 metre core.  
 TJ-06 on 13 mm core: 1,25 metre TJ is needed to cover 1,00 metre core.  
 TJ-10 on 16 mm core: 1,00 metre TJ is needed to cover 1,00 metre core.  
 TJ-10 on 19 mm core: 1,15 metre TJ is needed to cover 1,00 metre core.  
 TJ-14 on 25 mm core: 1,02 metre TJ is needed to cover 1,00 metre core.  
 TJ-14 on 32 mm core: 1,08 metre TJ is needed to cover 1,00 metre core.  
 TJ-22 on 38 mm core: 1,06 metre TJ is needed to cover 1,00 metre core.  
 TJ-22 on 52 mm core: 1,17 metre TJ is needed to cover 1,00 metre core.  
 TJ-44 on 76 mm core: 1,16 metre TJ is needed to cover 1,00 metre core.  
 TJ-44 on 102 mm core: 1,51 metre TJ is needed to cover 1,00 metre core.

The fittings for Thermojacket S are outlined  
on page 19.



ANAMET HEAT  
PROTECTION  
PRODUCTS

PROTECTION  
SLEEVE TYPE  
THERMO-  
JACKET S  
(SATURATED)

**ANAMET HEAT PROTECTION PRODUCTS**

**FITTINGS FOR THERMO-JACKET S IP 40**



**Anaconda nickel plated brass fittings for Anamet Thermo jacket S.**

To fit the Thermo jacket S you can use the standard Anaconda fittings (which are being used for Sealtite), if you replace their standard polyamide clamping rings with the special metal clamping rings mentioned here under. The fittings are also available in 45° - 90° and in stainless steel.

**Material & Construction:**

**Construction:** Nickel plated brass fitting, consisting of 4 parts (counter nut, clamping ring, ferrule and body).

**Material:** Counter nut, body, clamping ring and ferrule are nickel plated brass with exception of size 3/8" till 1" where the ferrule is from galvanised steel. Inserts are made from PA6 (red for ISO metric, blue for Pg and white for NPT).

**Temperature:** -45 °C till +105 °C continuous (cable-hose-fittings till +300 °C on request).

**Protection class:** IP 40.

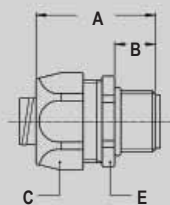
**Colour:** Metal.

**Clamping ring, nickel plated brass, for combination with Thermo jacket S.**



Thermo jacket S		Min. Internal Bore (mm)	Fitting thread size			Standard Package	Article Number	Weight (Kg/100)
Size (#)	Typ		ISO	Pg	NPT			
6	TJ-06	-	M16 x 1,5	Pg 11	1/2" NPT	50	817.612.0*	0,6
10	TJ-10	-	M20 x 1,5	Pg 16	1/2" NPT	50	817.616.0	0,6
10	TJ-10	-	M25 x 1,5	Pg 21	3/4" NPT	25	817.620.0	1,0
14	TJ-14	-	M32 x 1,5	Pg 29	1" NPT	10	817.626.0	1,2
14	TJ-14	-	M40 x 1,5	Pg 36	1.1/4" NPT	5	817.635.0*	2,0
22	TJ-22	-	M50 x 1,5	Pg 42	1.1/2" NPT	5	817.640.0*	4,2
22	TJ-22	-	M63 x 1,5	Pg 48	2" NPT	4	817.650.0*	9,0

**ISO straight fitting, male, nickel plated brass (without clamping ring).**



Thread ISO	Thermo jacket Size (#)	Min. Internal Bore (mm)	Dimensions in mm					Standard Package	Article Number	Weight (Kg/100)
			A	B	C	D	E			
M16 x 1,5	6	10,2	35	12	26	-	24	50	812.016.1	4,7
M20 x 1,5	10	13,9	37	13	29	-	27	50	812.020.1	5,1
M25 x 1,5	10	18,5	40	15	35	-	33	25	812.025.1	11,7
M32 x 1,5	14	23,8	46	15	45	-	43	10	812.032.1	19,7
M40 x 1,5	14	31,8	52	16	54	-	52	5	812.040.1	35,0
M50 x 1,5	22	36,8	56	18	63	-	60	5	812.050.1	42,2
M63 x 1,5	22	47,8	66	20	77	-	74	4	812.063.1	52,8

\* Please note that for the marked sizes a double layer of teflon tape or Hipsosiltape is recommended around the ferrule. This to guarantee the right pull-out strength.



**Thermojacket L:**  
**Braided sleeving from type E-glass,**  
**non-treated.**

The most economic solution for less demanding situations. Compared to the standard Thermojacket, this Grade L is not heat treated, which makes it limited abrasion resistant. The material resists most acids and alkalis; is unaffected by most bleaches and solvents. Thermojacket Grade L is especially used in static applications with moderate heat radiation, and where limited thermal insulation of cables and hoses is needed. Typical field of application is in the apparatus- and machine-building industry (for example on motors, heaters, ovens, etc.).

**Material & Construction:**

**Construction:** Braided E-glass sleeving; high continuous temperature, halogen-free, moderate thermal insulation, soft-flexible, light weight.

**Temperature:** -55 °C till +538 °C continuous.

**Colour:** White.




Thermojacket L			Diametre		Standard carton		Small carton		Reels		Weight (Kg/m)
Size (#)	Size (Inch)	Type	Inside (mm)	Outside (mm)	Metre	Article No.	Metre	Article No.	Metre	Article No.	
						White		White		White	
2	5/32"	TJ-L-02	4	5	500	357.102.8	-	-	-	-	0,01
4	1/4"	TJ-L-04	6	7	300	357.104.8	-	-	-	-	0,01
5	5/16"	TJ-L-05	8	9	300	357.105.8	-	-	-	-	0,02
6	3/8"	TJ-L-06	10	11	300	357.106.8	-	-	-	-	0,02
8	1/2"	TJ-L-08	12	13	200	357.108.8	-	-	-	-	0,02
10	5/8"	TJ-L-10	15	16	200	357.110.8	-	-	-	-	0,04
12	3/4"	TJ-L-12	20	21	100	357.112.8	-	-	-	-	0,06
16	1"	TJ-L-16	25	26	100	357.116.8	-	-	-	-	0,08
18	1.1/8"	TJ-L-18	30	31	100	357.118.8	-	-	-	-	0,10
22	1.3/8"	TJ-L-22	34	35	50	357.122.8	-	-	-	-	0,12

**ANAMET HEAT PROTECTION PRODUCTS**

**PROTECTION SLEEVE TYPE THERMO-JACKET L (LIGHT)**





## Silicajacket : Braided sleeving form silica fibres.

In cases of higher temperatures than the standard Thermo jacket, Silicajacket is the solution as heatprotection for cables and hoses. Thanks to the natural rigidity the Silicajacket is easy to apply over long lengths of hose or cable and the large braid angle allows for significant expansion of the sleeve if necessary (for instance with in-line couplings or bigger cable-splices). The material resists most acids and alkalis; is unaffected by most bleaches and solvents. Silicajacket doesnot withstand molten splash like Hipro jacket does, but offers good heatprotection at higher continuous temperatures than are possible for Hipro jacket and Thermo jacket. Applications include thermal insulation and protecting of cables and hoses in the glass, ceramics and steel industry as well as in the apparatus- and machine-building industry. In case a higher abrasion is needed it is possible to supply Silicajacket with a Vermiculite coating. Also available completely made from ceramic fibres for temperatures up to +1260 °C continuous.

### *Material & Construction:*

**Construction:** Braided sleeving from amorphous silica fibres, high continuous temperature, halogen-free, good thermal insulation, easy installation for long lengths.

The resistance to acids is fair and to most alkalis is good. Silicajacket has a high resistance against bleaches and solvents.

**Temperature:** -55 °C till +1090 °C continuous.

**Colour:** Gold.



ANAMET HEAT  
PROTECTION  
PRODUCTS

PROTECTION  
SLEEVE TYPE  
SILICAJACKET

Silicajacket			Diametre		Standard carton		Small carton		Reels		Weight
Size (#)	Size (Inch)	Type	Inside (mm)	Outside (mm)	Metre	Article No.	Metre	Article No.	Metre	Article No.	(Kg/m)
						Gold		Gold		Gold	
16	1"	SJ-16	24 - 50	26 - 52	15	347.016.1	-	-	-	-	-
24	1.1/2"	SJ-24	36 - 60	38 - 62	15	347.024.1	-	-	-	-	-
32	2"	SJ-32	49 - 70	51 - 72	15	347.032.1	-	-	-	-	-
48	3"	SJ-48	74 - 140	76 - 142	15	347.048.1	-	-	-	-	-
64	4"	SJ-64	100 - 200	102 - 202	15	347.064.1	-	-	-	-	-



**Hiproblanket Heavy:**  
**Blanket from woven glass fibre yarns,**  
**with thick layer of red iron-oxide silicon rubber.**

A woven blanket of glass fibre, backed with an excellent oil resistant silicone rubber cover, provides an effective method to shield employees and equipment from intense heat radiation and the hazards of molten splash. Supplied as a blanket from 1 meter wide by up to 45 meter long, Hiproblanket Heavy can be figured to provide protection for almost any shape. Joined to curtains, by sewing with glass fibre yarn or by connecting with stainless steel turn-buckles, Hiproblanket Heavy covers are able to shield furnace control panels, cable ladders and fettling plants. Typically used in the basic glass, ceramics and steel industry. On demand also available made from silica with a red iron oxide silicone cover.



**Material & Construction:**

- Construction:** Woven blanket from E-glass yarns.
- Cover specifications:** Iron-oxide silicon rubber. Excellent oil resistant, halogen-free, good short term flame protection, good temperature reduction, withstands molten splash.
- Weight material:** 3,26 Kg/m<sup>2</sup>
- Temperature:** -55 °C till +260 °C continuous.  
 Under flame till +800 °C for approx. 30 minutes.  
 Radiation heat till +800 °C for approx. 20 minutes.  
 Molten metal splash till +1640 °C for 15-30 seconds.
- Colour:** Red.



Hiproblanket Heavy			Dimensions		Random length		Small carton		Reels		Weight
Size	Size	Type	Width	Thickness	Metre	Article No.	Metre	Article No.	Metre	Article No.	(Kg/m <sup>2</sup> )
(mm)	(Inch)		(mm)	(mm)		Red		Red		Red	
1016	40"	HB-H-3250S	1016	3	1	336.440.0	15	336.440.1	45	336.440.5	3,26

**ANAMET HEAT  
 PROTECTION  
 PRODUCTS**

**PROTECTION  
 BLANKET  
 TYPE HIPRO-  
 BLANKET HEAVY**



**Hiproblanket Medium:**  
**Blanket from woven glass fibre yarns,**  
**with thick layer of red iron-oxide silicon rubber.**

A woven blanket of glass fibre, backed with an excellent oil resistant silicone rubber cover, provides an effective method to shield employees and equipment from intense heat radiation and the hazards of molten splash. Supplied as a blanket from 1 meter wide by up to 50 meter long, Hiproblanket Heavy can be figured to provide protection for almost any shape. Joined to curtains, by sewing with glass fibre yarn or by connecting with stainless steel turn-buckles, Hiproblanket Heavy covers are able to shield furnace control panels, cable ladders and fettling plants. Typically used in the basic glass, ceramics and steel industry.



**Material & Construction:**

**Construction:** Woven blanket from E-glass yarns.

**Cover specifications:** Iron-oxide silicon rubber. Excellent oil resistant, halogen-free, good short term flame protection, good temperature reduction, withstands molten splash.

**Weight material:** 2,00 Kg/m<sup>2</sup>

**Temperature:** -55 °C till +260 °C continuous.

Under flame till +800 °C for approx. 30 minutes.

Radiation heat till +800 °C for approx. 20 minutes.

Molten metal splash till +1640 °C for 15-30 seconds.

**Colour:** Red.



**ANAMET HEAT  
 PROTECTION  
 PRODUCTS**

**PROTECTION  
 BLANKET  
 TYPE HIPRO-  
 BLANKET  
 MEDIUM**

Hiproblanket Medium			Dimensions		Random length		Small carton		Reels		Weight
Size	Size	Type	Width	Thickness	Metre	Article No.	Metre	Article No.	Metre	Article No.	(Kg/m <sup>2</sup> )
(mm)	(Inch)		(mm)	(mm)		<b>Red</b>		<b>Red</b>		<b>Red</b>	
<b>1000</b>	<b>~40"</b>	<b>HB-M-2000-S</b>	1000	1,6	1	336.340.0	25	336.340.1	50	336.340.5	2,00



**Hiproblanket Medium Double sided:  
Blanket from woven glass fibre yarns,  
with double sided a thick layer of red  
iron-oxide silicon rubber.**

A woven blanket of glass fibre, with double sided an excellent oil resistant silicone rubber cover, provides an effective method to shield employees and equipment from heat radiation and particles of molten splash. Supplied as a blanket from 1,0 meter wide by up to 50 meter long, Hiproblanket Medium can be figured to provide protection for almost any shape. Especially used where lower weight is required. Hiproblanket Medium covers are able to shield hydraulic hoses and piping. Typically used in general industrial applications.



**Material & Construction:**

**Construction:** Woven blanket from E-glass yarns.

**Cover specifications:** Silicon rubber, double-sided, excellent oil resistant, halogen-free, limited short term flame protection, good temperature reduction, withstands particles of molten splash.

**Weight material:** 2,6 Kg/m<sup>2</sup>

**Temperature:** -55 °C till +260 °C continuous.

Under flame till +800 °C for approx. 20 minutes.

Radiation heat till +800 °C for approx. 20 minutes.

Limited molten metal splash till +1640 °C for 15-30 seconds.

**Colour:** Red.



Hiproblanket Medium			Dimensions		Random length		Small carton		Reels		Weight
Size	Size	Type	Width	Thickness	Metre	Article No.	Metre	Article No.	Metre	Article No.	(Kg/m <sup>2</sup> )
(mm)	(Inch)		(mm)	(mm)		Red		Red		Red	
1000	40"	HB-M-2600-D	1000	2	1	336.350.0	10	336.350.1	50	336.350.5	2,40

**ANAMET HEAT  
PROTECTION  
PRODUCTS**

**PROTECTION  
BLANKET  
TYPE HIPRO-  
BLANKET  
MEDIUM**



**Hiproblanket Medium Aluminium covered:  
Blanket from woven glass fibre yarns,  
with single sided an aluminium foil.**

A woven blanket of glass fibre, backed on one sides, with an aluminium cover, provides an effective method to shield employees and equipment from limited heat radiation. Supplied as a blanket from 1 meter wide by up to 50 meter long, Hiproblanket Medium Aluminium can be figured to provide protection for almost any shape. Especially used where low weight is required. Hiproblanket Medium Aluminium has limited flame properties.



**Material & Construction:**

**Construction:** Woven blanket from heat treated E-glass yarns.

**Cover specifications:** Aluminium foil, single-sided, halogen-free, The cover will decompose above 200 °C, limited temperature reduction, high heat radiation.

**Weight material:** 1,10 Kg/m2.

**Temperature:** -55 °C till +200 °C continuous.  
Radiation heat till +600 °C for approx. 20 minutes.

**Colour:** Silver.

**ANAMET HEAT  
PROTECTION  
PRODUCTS**

**PROTECTION  
BLANKET  
TYPE HIPRO-  
BLANKET  
MEDIUM  
ALUMINIUM**




Hiproblanket Medium Light			Dimensions		Random length		Small carton		Reels		Weight
Size	Size	Type	Width	Thickness	Metre	Article No.	Metre	Article No.	Metre	Article No.	(Kg/m2)
(mm)	(Inch)		(mm)	(mm)		<b>Silver</b>		<b>Silver</b>		<b>Silver</b>	
<b>1000</b>	<b>40"</b>	<b>HB-AS-1100</b>	1000	1,60	<b>1</b>	<b>336.470.0</b>	25	336.470.1	<b>50</b>	<b>336.470.3</b>	1,40





**Hiproblanket Light:**  
**Blanket from woven glass fibre yarns,**  
**with thin double layer of silicon rubber.**

A woven blanket of glass fibre, backed on both sides, with an excellent oil resistant silicone rubber cover, provides an effective method to shield employees and equipment from limited heat radiation and small particles of molten splash. Supplied as a blanket from 1,5 meter wide by up to 45 meter long, Hiproblanket Light can be figured to provide protection for almost any shape. Especially used where low weight is required. Hiproblanket Light covers are able to shield hydraulic hoses and piping. Typically used in general industrial applications.



**Material & Construction:**

**Construction:** Woven blanket from E-glass yarns.

**Cover specifications:** Silicon rubber, double-sided, excellent oil resistant, halogen-free, limited short term flame protection, limited temperature reduction, withstands small particles of molten splash.

**Weight material:** 0,85 or 1,1 Kg/m<sup>2</sup>

**Temperature:** -55 °C till +260 °C continuous.

Under flame till +538 °C for approx. 30 minutes.

Radiation heat till +800 °C for approx. 20 minutes.

Small molten metal splash till +1200 °C for 15-30 seconds.

**Colour:** Grey.



Hiproblanket Light			Dimensions		Random length		Small carton		Reels		Weight
Size (mm)	Size (Inch)	Type	Width (mm)	Thickness (mm)	Metre	Article No.	Metre	Article No.	Metre	Article No.	(Kg/m <sup>2</sup> )
					Grey		Grey		Grey		
1524	60"	HB-L-1100-D	1524	1	1	336.420.0	15	336.420.1	45	336.420.5	1,10
1000	40"	HB-L-850-D	1000	1	1	336.320.0	25	336.320.1	50	336.320.5	0,85

**ANAMET HEAT  
 PROTECTION  
 PRODUCTS**

**PROTECTION  
 BLANKET  
 TYPE HIPRO-  
 BLANKET LIGHT**



**Silicablanket:**  
**Blanket from woven silica yarns.**

A woven blanket of silica fibre provides an effective method to shield employees and equipment from intense heat radiation. Supplied as a blanket from 0,9 metre wide by up to 50 meter long, Silicablanket can be figured to provide protection for almost any shape. The material resists most acids and alkalis; is unaffected by most bleaches and solvents. Silicablanket doesnot withstand molten splash like Hiproblanket does, but offers good heatprotection at higher continuous temperatures than are possible for Hiproblanket or Thermoblanket. Applications include thermal insulation and protection of all kinds of large surfaces and irregular shapes, in the glass, ceramics and steel industry as well as in the apparatus- and machine-building industry. Type SB1200VM has aVermiculite coating for higher abrasion and excelent flame properties.



**Material & Construction:**

**Construction:** Woven blanket from amorpheus silica yarns. High continuous temperature, halogen-free, good thermal insulation.

**Weight material:** 1,35, 1,10 or 0,60 Kg/m2.

**Temperature:** -55 °C till +1090 °C continuous.

**Colour:** Gold.

**ANAMET HEAT  
 PROTECTION  
 PRODUCTS**

**PROTECTION  
 BLANKET  
 TYPE  
 SILICA-  
 BLANKET**



Silicablanket			Dimensions		Random length		Small carton		Reels		Weight
Size	Size	Type	Width	Thickness	Metre	Article No.	Metre	Article No.	Metre	Article No.	(Kg/m2)
(mm)	(Inch)		(mm)	(mm)		Gold		Gold		Gold	
880	34"	SB-600	880	0,65	1	347.430.0	-	-	50	347.430.5	0,60
930	37"	SB-1200-VM	930	1,2	1	347.420.0	-	-	50	347.420.5	1,10
914	36"	SB-1350	914	2,0	1	347.410.0	-	-	45	347.410.5	1,35

## Our competence in making special assemblies

The Hipro Blanket is specifically suitable to be used for heat protective assemblies.

**Curtains:** by adding rings or rails we are able to make curtains that protects areas against heat.

**Covers:** by using buckles or turn buckles we are able to construct covers for machinery or other equipment.

**Wraps:** by using hook and loops, sometimes additional enforced by turn buckles we are able to make wraps in various shapes and sizes.

**Insulation Wrap:** by using additional insulation material we are able to create insulation and heat protective wraps.

Next we are able to construct special assemblies based on specification or drawing.



ANAMET HEAT  
PROTECTION  
PRODUCTS

HIPRO  
BLANKET  
SPECIAL  
ASSEMBLIES

**ANAMET HEAT  
PROTECTION  
PRODUCTS**

**HIPRO  
INSULATION  
WRAP**



**Hipro Insulation Wrap:  
Assembly from Hiproblanket and  
Thermoblanket with needed E-glass  
filling.**

The Hipro Insulation Wrap is a combination of our Hipro and Thermo products with the aim to achieve a high level of thermal insulation in combination with short term flame protection. The outer layer of Hiproblanket Light insulation material is resistant to hydraulic fluids, lubricating oils and fuels, it protects against small particulates of molten splash, occasional flames, energy loss in piping and hoses; also protects employees from burns. The main characteristic however is that Hipro Insulation Wrap has an effective high insulation  $\lambda$ -Factor in saving energy losses from piping etc.. Hipro Insulation Wrap is a custom made product and can be made in diameters up to 302 mm. It allows quick installation in-situ without the need to dismantle and reconnect fittings. Also repair of existing installations can be performed with a minimum of labor and downtime. Typically used in the basic glass, ceramics and steel industry. On demand also available with ceramic filling.



**Material & Construction:**

**Construction:** Remountable sleeved from woven E-glass blanket as innerlayer, filling of needed E-glass and silicone coated E-glass blanket outside; with polyester hook & loop closure and with at every 10 cm an additional nickel plated brass turnbuckle.

**Cover specifications:** Silicon rubber, excellent oil resistant, halogen-free, limited short term flame protection, good temperature reduction, withstands small particulates of molten splash.

**Temperature:** -55 °C till +260 °C continuous.  
Under flame till +538 °C for approx. 20 minutes.  
Radiation heat till +538 °C for approx. 20 minutes.  
Small molten metal splash till +1200 °C for 15-30 seconds.  
**Colour:** Grey.



Hipro Insulation Wrap comes in 2 types of needed fillings with different thermal insulation characteristics:

**Thermal conductivity data ( $\lambda$ )**

	Type 1	Type 2
<b>Temperature / Filling</b>	<b>Filling 96 - 112 kg/m<sup>3</sup></b>	<b>Filling 144 - 176 kg/m<sup>3</sup></b>
at 150 C°	0,04 W/mK	0,05 W/mK
at 260 C°	0,05 W/mK	0,07 W/mK
at 370 C°	0,065 W/mK	0,09 W/mK





## Anaconda Metal Hose:

Anamet Europe BV is a specialist in the field of flexible hoses for the transfer of fluids and gases. As a manufacturer of these systems we are not only able to supply the necessary components but are also able to deliver assembled products fully in accordance with your specifications. For over 70 years we have supplied flexible hose systems into steelworks, power plants, machine builders, trains, automotive, oil & gas, military and food equipment. This experience and our drive to work closely together with our customers to find the optimum solution to their needs has made us a specialist in flexible hose connections.

Our manufacturing facility is located in Amsterdam, the Netherlands. Our production conforms to the latest standards and is executed by highly qualified personnel. We are certified to the European PED (Pressure Equipment Directive) for the production of hoses used in the transportation of fluids and gasses.

Do you have a problem in the field of flexible connections? Be sure to make the right choice, not by simply selecting a supplier, but by selecting the right "partner". Choose for Anamet Europe BV. A team of well trained and enthusiastic engineers is waiting to assist you. By using Computer Aided Design in combination with the various research- and test methods in our laboratory, we will jointly define the best solution to your problem.

In our production facility in Amsterdam we avail of a wide range of production- and test equipment. We can provide mechanical machining such as cutting, rolling, grinding, winding, braiding, drilling and turning but also connecting techniques such as TIG- and MIG welding, spot welding, glueing, soldering and crimping.

With our qualified production workers we are able to manufacture and supply the full range of metal hoses according to customer specifications. Whether these are large series of standard hoses for the building and construction industry or highly qualified single hoses for specialistic applications in the petrochemical industry, in diameters from 1/4" up/incl. 14", in stainless steel, bronze or monel; we stand ready to serve you.

Besides this it is good to know that every metal hose assembly is tested before leaving the factory, on leakage but on demand also on strength. From simple testing with nitrogen under water till vacuum testing with Helium gas for monel hoses. In every possible situation we can guarantee the integrity and quality of our products.



**ANACONDA  
METAL  
HOSE**

**ANACONDA  
METAL  
HOSE  
ASSEMBLIES**



## Hipro- Thermo- and Silica instruction:

The heatprotection products of Anamet Europe BV can be easily cut with a pair of scissors or a craft knife. Please note however the under mentioned safety regulations.



## Safety and health precautions for handling Hipro- and Thermo products

For the Hipro products there are no additional safety precautions needed in addition to the Thermo products. The difference between these product groups is the silicone cover. Silicone can be classified as not dangerous. In case of E-Glass fibre, precautions under certain circumstances might be needed.

### Personal safety:

**Breath safety:** In situations where large quantities of fibre dust occur, it is advised to wear at least an European commission approved FP1 or FP2 dusk mask. We recommend using types like 3M8710 or 33M9900 or similar, being approved by the American National Institute for Occupational Safety and Health (NIOSH).

**Eye protection:** Safety glasses or mask.

**Hand protection:** Safety hand gloves.

**Body protection:** Using long sleeved clothes (shirt and trousers) in order to avoid irritation. Persons with a sensible skin are recommended to protect free falling skin areas with a protective crème.

**Instruction for labour hygiene:** The regulation as stated in TRGS 521 - glass fibre dust – as published on November 1997, Nr. 5, general statement, for fibres with a diameter larger than 3 µm which will occur during handling or machining a product, should be followed up accordingly.

### Toxicologic instructions:

**Local effects:** Short term itch possible. The itch is from mechanical art and short term, they can be applicable for skin, eyes and the upper respiration. The influence will however decrease by leaving the production area. Classification according Norm 67/548/EEC is not needed as glass filaments are according Norm 97/69/EC not classified as being itchy (Class Xi).

**Irritation:** Very seldom allergic reactions. The statement of allergies is given in general. In order to avoid any risk we advise to handle the products in a moist environment.

**Risk of cancer:** The high quality E-glassfibers used in the Hipro- and Thermo-products are having a diameter of more than 3 micron (typical diameter of 9 micron average) and are therefore classified as non-respirable!! This means that these fibers do not penetrate in the lower lungs. Respirable fibers are defined as "... fibers with a length of more than 5 micron, with a diameter smaller than 3 micron and a length/diameter ratio of more than 3/1 ..." (definition according to the World Health Organization).

**Details towards risk of cancer:** The fact that E-Glass fibres are a non-cancer risk are, independently from each other, stated by various official authorities. The WHO (World Health Organisation) has, through its International Cancer Investigation Centre (CIRC), in addition to the congress in June 1987, checked all relevant laboratory tests on animals with reflection to glass fibres analysis. The results are that Glass fibres are judged as a non-risk in relation to cancer. They belong to the group MMF (Man made Mineral Fibres). The European commission has, in Norm 97/69/EC, included that Glass fibres are a non-risk element and for this reason do not need any classification or labelling.

### Risk Substances:

**E-Glass fibre:** CAS-Nr.: 65977-17-3, R-Type not applicable, mass quantity 98,5 - 99 %.

**Coating:** Non-subscribed, R-Type not applicable, mass quantity 1,5 - 1,0 %.

### First aid method:

**Description first aid method:** Cleaning activities in order to remove fibres from respiration, skin and mucous membrane.

**After inhalation:** Forcing coughing by using slime developing or stimulating damp (like water damp inhalation).

**After skin contact:** Cleaning the skin by using water and soap.

**After eye contact:** Large fibres by mechanical cleaning. Small fibres by flushing water from the nose to the eye corner.

**After eating:** Meaningless.

**Instruction for first aid or medical assistance:** No specific medical treatment is needed.

**Instructions for fire fighting:** The burning gasses from glass fibres are in basic; Carbon Dioxide and water damp. It is however possible that small amounts of Carbon Monoxide and other substances will occur. In case of large fires the use of protection equipment is needed.

ANAMET HEAT  
PROTECTION  
PRODUCTS

INSTRUCTION  
AND SAFETY  
DATA



**ANAMET EUROPE B.V.**  
Transformatorweg 30  
NL-1014 AK Amsterdam  
Tel.: +31 20 - 586 3 586  
Fax.: +31 20 - 688 1 126  
Email: [sales@anamet.nl](mailto:sales@anamet.nl)  
Website: [www.anamet.nl](http://www.anamet.nl)



**ANAMET EUROPE**