


2171073	DATA SHEET	
Valid from: 17.09.2018	IE-5-M12D-S-(L*)-H-2-26-7-M12D-S	

Product description

Industrial Ethernet Patchcord, Cat.5e, straight plug M12 on straight plug M12, D-coded, halogen-free, flexible



This datasheet is also valid for other lengths configurations. Other lengths configurations on request.

Product variations

Article number	Article description	Length (L*) [m]
2171073	IE-5-M12D-S-1-H-2-26-7-M12D-S	1
2171074	IE-5-M12D-S-2-H-2-26-7-M12D-S	2
2171075	IE-5-M12D-S-3-H-2-26-7-M12D-S	3
2171076	IE-5-M12D-S-5-H-2-26-7-M12D-S	5
2171077	IE-5-M12D-S-10-H-2-26-7-M12D-S	10
2171078	IE-5-M12D-S-20-H-2-26-7-M12D-S	20


General properties, Patchcord

Outer diameter, cable	5.6 mm
Number of cores	4
Outer sheath	halogen free compound
Outer sheath, color	blue similar to RAL 5021
Mating cycles, M12 connector	100
Screening	SF/UTP

General properties, cable

LAPP-Article number of cable	2170283
LAPP-Description of cable	ETHERLINE H Flex Cat. 5e 2x2x26/7 AWG
Conductor, cross-section	ca. 0.14 mm ²
Conductor, material	bare copper-wire
Insulation, outer diameter	ca. 0.95 mm
Insulation, material	Foam-Skin PE
Core identification code	pair 1: white-orange, orange; pair 2: white-green, green
Stranding	cores twisted to pairs, pairs twisted to bundle
Wrapping	non-woven tape plastic laminated aluminum foil
Screening	on top: braid of copper wire tinned wire, coverage ca. 85 %

Creator: MANA2/PDP Released: IVSE1/PDP	Document: DB2171073EN Version: 06	Page 1 of 3
---	--------------------------------------	-------------

2171073	DATA SHEET	
Valid from: 17.09.2018	IE-5-M12D-S(L*)-H-2-26-7-M12D-S	

Electrical properties, cable at 20°C

Resistance (loop)	≤ 284 Ω/km
Insulation material, specific electrical resistance	≥ 5 GΩ*km
Characteristic impedance (1 MHz to 100 MHz)	100 Ω ± 15 Ω
Operating peak voltage	125 V (not for power purposes)
Signal propagation time	< 4.3 ns/m
Test voltage (rms 50 Hz, 1 min.), core-core	1000 V
Test voltage (rms 50 Hz, 1 min.), core-screening	500 V

Mechanical and thermal properties, cable

Minimum bending radius, during laying	15 x cable diameter
Minimum bending radius, fixed installation	6 x cable diameter
Permissible temperature range, during laying	-5 °C to + 60 °C
Permissible temperature range, fixed installation	-30 °C to +80 °C
Flame propagation	flame retardant acc. to IEC 60332-1-2
Halogen free	halogen free acc. to IEC 60754-1, 60754-2
General requirements	Dangerous and forbidden substance acc. to RoHS directive (2011/65/EU) are not allowed to the manufacturing

General properties, M12 connector

Coding	D
Protection degree	IP67/IP69 locked connector
Rated voltage max.	250 V
Rated current at 40 °C	4 A
Ambient temperature	-30 °C to +90 °C
Insulation resistance	≥ 10 ⁸ Ω
Locking nut with vibration protection	Yes
Tightening torque	1.0 Nm


Materials, M12 connector

Contacts, base material	CuZn
Contacts, surface	Au
Grip body	TPU
Locking nut, base material	CuZn
Locking nut, surface	Ni

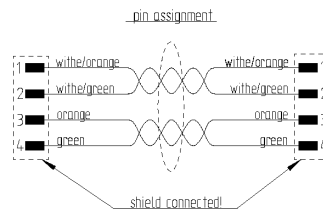
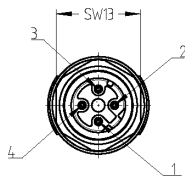
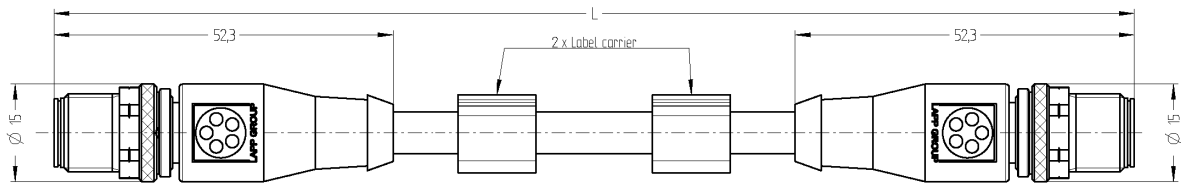
Standards

Product standard, M12 connector	DIN EN 61076-2-101
---------------------------------	--------------------

Creator: MANA2/PDP Released: IVSE1/PDP	Document: DB2171073EN Version: 06	Page 2 of 3
---	--------------------------------------	-------------

2171073	DATA SHEET	
Valid from: 17.09.2018	IE-5-M12D-S-(L*)-H-2-26-7-M12D-S	

Drawings



Application range

Automation, industrial machinery and plant engineering

Note

Photographs are not true to scale and do not represent detailed images of the respective products.

Creator: MANA2/PDP Released: IVSE1/PDP	Document: DB2171073EN Version: 06	Page 3 of 3
---	--------------------------------------	-------------