


2171727	DATA SHEET	
Valid from: 30.03.2021	IE-EC-5-M8-A-L(*)-P-2-26-FD-OE	

Product description

Industrial Ethernet Patchcord, EtherCat, Cat.5e, angled plug M8 on free conductor end, PUR, for drag chain



This datasheet is also valid for other lengths configurations. Other lengths configurations on request.

Product variations

Article number	Article description	Length (L*) [m]
2171727	IE-EC-5-M8-A-0,5-P-2-26-FD-OE	0,5
2171728	IE-EC-5-M8-A-1-P-2-26-FD-OE	1
2171729	IE-EC-5-M8-A-2-P-2-26-FD-OE	2
2171730	IE-EC-5-M8-A-3-P-2-26-FD-OE	3
2171731	IE-EC-5-M8-A-5-P-2-26-FD-OE	5
2171732	IE-EC-5-M8-A-7-P-2-26-FD-OE	7
2171733	IE-EC-5-M8-A-10-P-2-26-FD-OE	10
2171734	IE-EC-5-M8-A-15-P-2-26-FD-OE	15
2171735	IE-EC-5-M8-A-20-P-2-26-FD-OE	20


General properties, Patchcord

Outer diameter, cable	4.8 mm
Number of cores	4
Outer sheath	PUR
Outer sheath, color	green similar to RAL 6018

General properties, cable

LAPP-Article number of cable	2170433
LAPP-Description of cable	ETHERLINE P EC FD Cat.5e
Conductor, material	tinned stranded copper
Insulation, outer diameter	ca. 1.03 mm
Insulation, material	Polyolefin
Core identification code	pair 1: white-orange, orange; pair 2: white-green, green
Stranding	star quad
Wrapping	Vlies tape
Screening	plastic laminated aluminum foil on top: braid of copper wire, coverage ca. 85%

Creator: MANA2/PDP Released: IVSE1/PDP	Document: DB2171727EN Version: 04	Page 1 of 3
---	--------------------------------------	-------------

2171727	DATA SHEET	
Valid from: 30.03.2021	IE-EC-5-M8-A-L(*)-P-2-26-FD-OE	

Electrical properties, cable at 20°C

Resistance (loop)	≤ 142 Ω/km
Insulation material, specific electrical resistance	≥ 5 GΩ*km
Operating peak voltage	125 V (not for power purposes)
Signal propagation time	4.98 ns/m
Test voltage (rms 50 Hz, 1 min.), core-core	1500 V
Test voltage (rms 50 Hz, 1 min.), core-screening	1500 V

Mechanical and thermal properties, cable

Minimum bending radius, during laying	16 x cable diameter
Minimum bending radius, fixed installation	4 x cable diameter
Permissible temperature range, during laying	-30 °C to +50 °C
Permissible temperature range, fixed installation	-40 °C to +80 °C
Flame propagation	VW-1, flame retardant acc. UL 1581 / 2556
Halogen free	halogen free acc. to VDE 0472-815
General requirements	Dangerous and forbidden substance acc. to RoHS directive (2011/65/EU) are not allowed to the manufacturing

General properties, M8 connector

Coding	A
Protection degree	IP67
Rated voltage max.	30 V
Rated current at 40 °C	4 A
Ambient temperature	-30 °C to +90 °C
Insulation resistance	≥ 10 ⁸ Ω


Materials, M8 connector

Contacts, base material	CuZn
Contacts, surface	Au
Grip body	TPU
Locking nut, base material	CuZn
Locking nut, surface	Ni

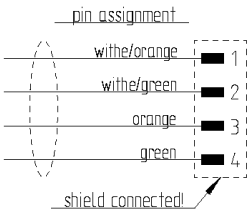
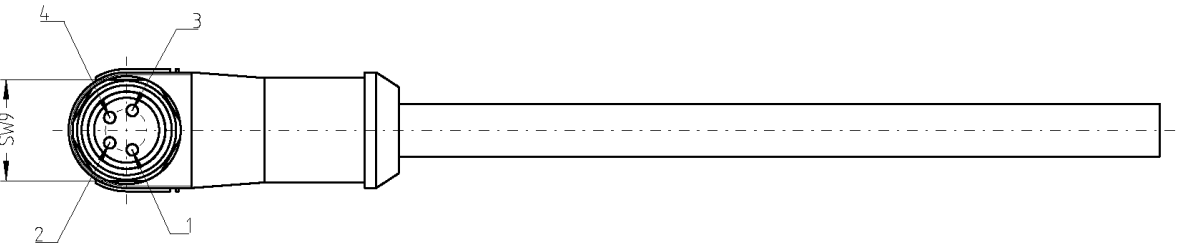
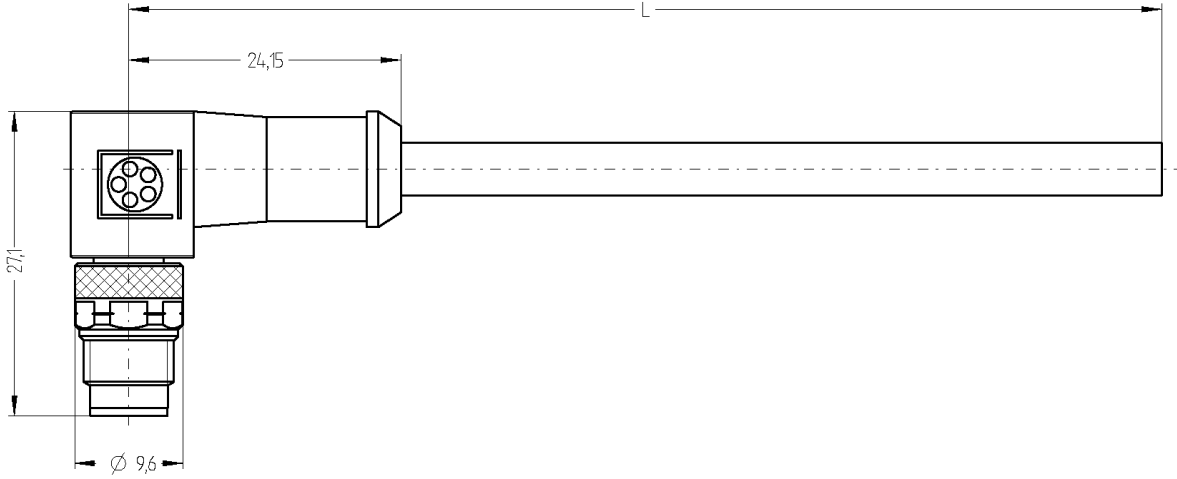
Standards

Product standard, M8 connector	DIN EN 61076-2-104
Generic cabling for customer premises - General requirements	DIN EN 50173-1 ISO/IEC 11801

Creator: MANA2/PDP Released: IVSE1/PDP	Document: DB2171727EN Version: 04	Page 2 of 3
---	--------------------------------------	-------------

2171727	DATA SHEET	
Valid from: 30.03.2021	IE-EC-5-M8-A-L(*)-P-2-26-FD-OE	

Drawings



Certification

Certified acc. to ECE R118

Application range

Automation, industrial machinery and plant engineering

Note

Photographs are not true to scale and do not represent detailed images of the respective products.

Creator: MANA2/PDP Released: IVSE1/PDP	Document: DB2171727EN Version: 04	Page 3 of 3
---	--------------------------------------	-------------