


44420262	<b>DATA SHEET</b>	
Valid from: 14.01.2019	<b>EPIC® POWERLOCK F6 S</b>	

## Description

- Single-pin circular connector for mobile power distribution, electro motors and generators
- Resistant to mechanical influences in harsh environmental conditions
- Connectors in harmonised colours according to European standards
- Every colour has a different coding to prevent incorrect plugging



## General Characteristics

Series	F6 S
Version	coupling connector, drain for screw contact
Rated voltage (V)	1000 V
Rated impulse voltage	8 kV
Rated current (A)	max. crimp 400 A
Contacts	Screw termination: silver-plated brass
Number of contacts	1
Termination methods	Screw termination: 50 - 120 mm <sup>2</sup>
Protection	IP 67 (maximum, dependant on cable gland used) IP 20 (unmated)
Cycle of mechanical operation	500
Temperature range	-25°C to +125°C
Degree of soiling	3

## Product Variations

Article- Number	Article	M	Pin configuration
<b>Type POWERLOCK F6, coupling connector, drain for screw contact</b>			
44420262	POWERLOCK F6 PE/GN	40	PE, Green
44420263	POWERLOCK F6 N/BL	40	N, Blue
44420264	POWERLOCK F6 L1/BN	40	L1, Brown
44420265	POWERLOCK F6 L2/BK	40	L2, Black
44420266	POWERLOCK F6 L3/GY	40	L3, Grey
<b>L1/red for direct current applications in conjunction with L2/black</b>			
44420301	POWERLOCK F6 L1/RD	40	L1, Red


## Materials and Surfaces

Housing	PBT
Contact retention pin	PA

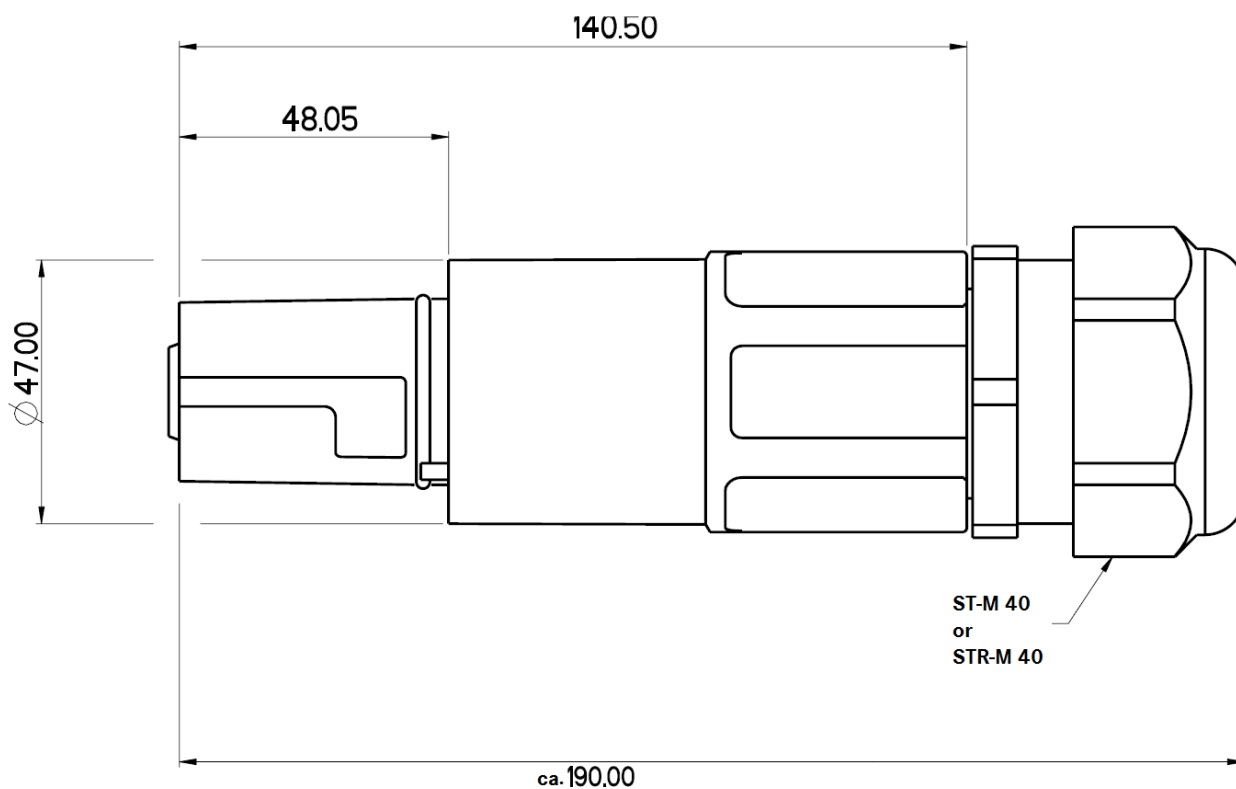
## Approvals

VDE-Approval, VDE-REG.-No.	D042
----------------------------	------

Creator: STKU3/PDP Released: IVSE1/PDP	Document: DB44420262EN Version: 03	Page 1 of 4
---	---------------------------------------	-------------

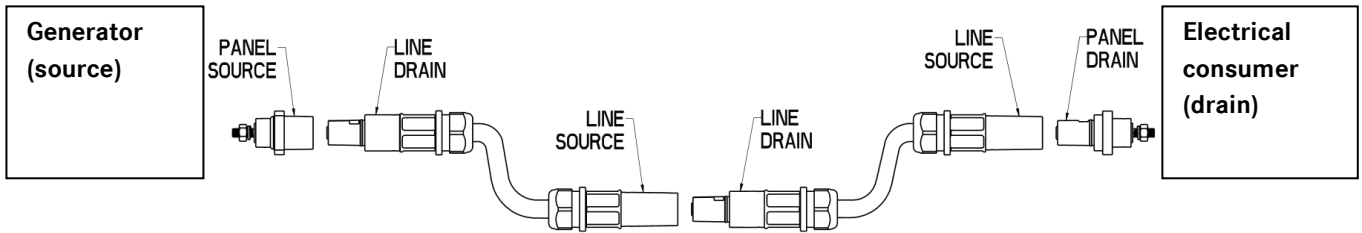
44420262	<b>DATA SHEET</b>	
Valid from: 14.01.2019	EPIC® POWERLOCK F6 S	



### Technical Drawings



Creator: STKU3/PDP Released: IVSE1/PDP	Document: DB44420262EN Version: 03	Page 2 of 4
---	---------------------------------------	-------------

### System description



	Line connector	Panel mount connector	Crimp contact	Screw contact
Source	D6 	A6 		
Drain	F6 	A1 		

Step 1) Selection of housings:

Step 2) Selection of SKINTOP® cable gland M40 for the housing (only cable connectors):

e.g. 3111250 (black), 53111450 (light grey), 53111050 (silver grey)

Step 3) Decision: 400 A / max. 120mm<sup>2</sup> → Screw contacts

660 A / max. 240mm<sup>2</sup> → Crimp contacts

**! Screw and crimp contacts are not allowed to be mixed!**

Step 4) Selection of contacts:


Screw contacts with reduction sleeve (with 120mm<sup>2</sup> not necessary)

	50 mm <sup>2</sup>	70 mm <sup>2</sup>	95 mm <sup>2</sup>	120 mm <sup>2</sup>
Source	44420237 & 44420247	44420237 & 44420246	44420237 & 44420245	44420237
Drain	44420232 & 44420247	44420232 & 44420246	44420232 & 44420245	44420232

Contacts with M12 thread (for cable lug Ø12 mm)

	M12-thread 660 A	M12-thread 400 A
Source	44420261 	44420242 
Drain	44420260 	44420241 

Tightening torque M12 nut: 27,5 Nm - 31,4 Nm

44420262	<b>DATA SHEET</b>	
Valid from: 14.01.2019	<b>EPIC® POWERLOCK F6 S</b>	



Approved



Robust



Reliability



Waterproof

### Info

Connector for unscreened single-core power cables

### Application range

For renewable energy plants e.g. wind power

For mobile and stationary power distribution

For the connection of motors, transformers and generators

Light & sound technology

### Product features

Straight connector with M40 thread

Order SKINTOP® ST-M 40 or STR-M 40 separately

Contact fixing by contact retention pin, each pin can only be used once

Housing without contact, order contact separately

### Remark

Photographs are not to scale and do not represent detailed images of the respective products.

Creator: STKU3/PDP Released: IVSE1/PDP	Document: DB44420262EN Version: 03	Page 4 of 4
---	---------------------------------------	-------------