


73002712	<b>DATA SHEET</b>	
Valid from: 30.06.2022	<b>EPIC® SIGNAL M23 12 E/P</b>	

## Description

- Inserts for SIGNAL M23 circular connectors
- Universal further processing of the SIGNAL M23 inserts through different packaging units.
- Fully assembled with suitable solder contacts or unpopulated for individual assembly with crimp or solder contacts



## General characteristics

Series	SIGNAL M23
Version	E-part = rotation to the right (clockwise) / P-part = rotation to the left (anticlockwise)
Number of contacts	12
Termination method	Crimp termination / Solder termination
Termination cross-section, crimp termination	0,14 - 1,0 mm <sup>2</sup>
Termination cross-section, solder termination	up to 1,0 mm <sup>2</sup>
Temperature range	-25 to +125 °C

## Product variations

Article no.	Version	Contacts included	PU
73002712	P-Part	no	5
73002713	P-Part	no	20
73002714	P-Part	male contacts, solder termination	5
73002715	P-Part	male contacts, solder termination	20
73002716	P-Part	female contacts, solder termination	5
73002717	P-Part	female contacts, solder termination	20
73002718	E-Part	no	5
73002719	E-Part	no	20
73002720	E-Part	male contacts, solder termination	5
73002721	E-Part	male contacts, solder termination	20
73002722	E-Part	female contacts, solder termination	5
73002723	E-Part	female contacts, solder termination	20


## Mechanical characteristics

Cycles of mechanical operation	100
--------------------------------	-----

## Electrical characteristics

Rated voltage	100 V
Rated impulse voltage	1,5 kV
Rated current	7 A
Contact resistance	< 4 mOhm
Pollution degree	3

Creator: MANA2/PDP Released: IVSE1/PDP	Document: DB73002712EN Version: 04	Page 1 of 3
---	---------------------------------------	-------------

73002712	<b>DATA SHEET</b>	
Valid from: 30.06.2022	<b>EPIC® SIGNAL M23 12 E/P</b>	

### Materials and surfaces

Insert	PA UL94 V0
Contacts, base material	brass
Contacts, surface	Au

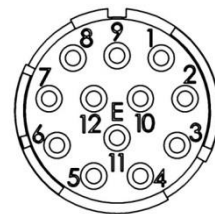
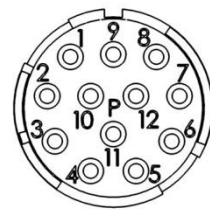
### Approvals


VDE-Approval, VDE-REG.-Nr.	C24
UL-Approval, E-File-Number	E249137

### Standards

Safety standard	IEC 61984
-----------------	-----------

### Drawings



730027 12	<b>DATA SHEET</b>	
Valid from: 30.06.2022	<b>EPIC® SIGNAL M23 12 E/P</b>	



Good chemical resistance



Industrial machinery and plant engineering



Mechanical resistance



Assembly time



Robust



Wind Energy



Variety of approval certifications

### Application range

Plant engineering  
Measurement and control technology  
Apparatus construction

### Remark

The inserts are suitable for both male and female contacts. For a complete connection, you will need one P-component and one E-component. P-component = left turning (anticlockwise), E-component = right turning (clockwise)  
Photographs are not to scale and do not represent detailed images of the respective products.

Creator: MANA2/PDP Released: IVSE1/PDP	Document: DB73002712EN Version: 04	Page 3 of 3
---	---------------------------------------	-------------