


73224-180	DATA SHEET	
Valid from: 07.04.2025	ÖLFLEX® PLUG 540 P single-phase hookup assembly	

Application

The ÖLFLEX® PLUG 540 P is a single-phase hookup assembly made up of the ÖLFLEX® 540 P cable with different options of moulded (“non-reconnectable”) single-phase plugs acc. to VDE 0620-2-1.

The plug versions differ from each other in terms of contacts, IP protection type, or mechanical tests. All moulded plug versions of this product are third-party certified to plug design type reference VDE 0620-2-1.

Please note that versions with IP protection type IP20 (under this product: all standard versions with CEE 7/17 type of plug design, without earth contacts) must not get in contact with water and regularly not to be intended for industrial application or construction/installation sites normally, independently from the robustness of the attached metre ware cable ÖLFLEX® 540 P.

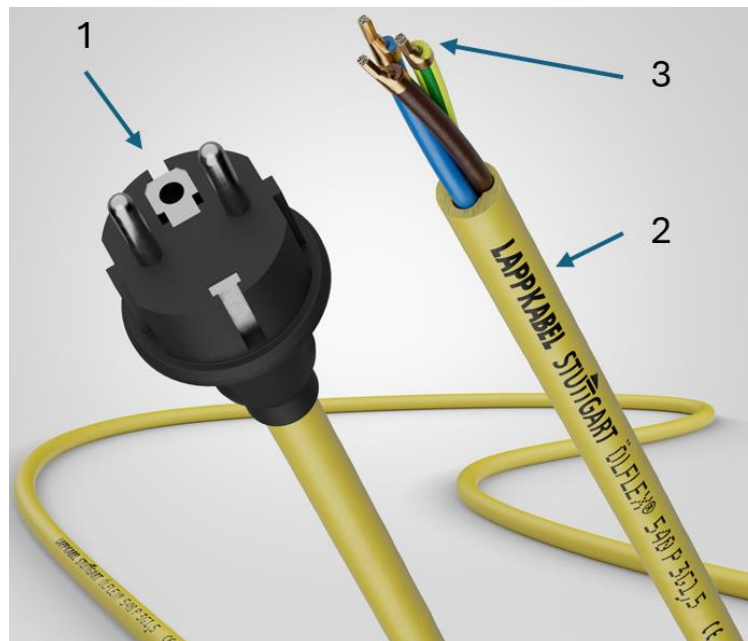
Attention during installation regarding tensile strain relief: The supple material of the cable’s single core insulations has got a floating nature/stretchability, thus during wiring it shall be made sure that the cable’s single cores be relieved from tensile strain. Unplugging from power source/ socket (female) by grasping and pulling on the black plug (male) only, not on the yellow cord.

The current-carrying capacity of the cable itself as part of the assembly must be considered separately in addition to the rated current of the plug acc. to VDE, e.g. depending on the application acc. to VDE 0298-4 or HD 60364-5-52 or IEC 60364-5-52.

Design, Properties, Tests

The hookup assembly ÖLFLEX® PLUG 540 P single-phase connection assembly consists of three components:

1. Plug
2. Cable
3. Cable end with crimped sleeves




The picture shows a cable assembly with a plug variant 2.

1. Plug

General data

Application	single-phase AC operation, connected to commonly building-installed TN infrastructure power grids with IEC nominal AC RMS voltage $U_0/U = 230/400$ V
Design type standard	VDE 0620-2-1

Creator: HESC/PDC	Document: DB73224180EN	Page 1 of 2
Released: ALTE/PDC	Version: 03	

73224180	DATA SHEET	
Valid from: 07.04.2025	ÖLFLEX® PLUG 540 P single-phase hookup assembly	

Outer bond with cable	moulding ("non-reconnectable")
Number of loaded circuit pins	2 (without or added by earth contacts) = single-phase
DEKRA certified design	KEMA-KEUR certification mark, acc. to VDE 0620-2-1
Functional pole-to-pin allocation	acc. to HD 308/VDE 0293-308 (core colour code of the cable) acc. to functions of EN 60445 resp. VDE 0197 CSN: in case of frontal view on the oncoming pins of the plug with type-E earth pin hole above, phase L (live/line) is behind right pin, whereas neutral conductor (blue) is behind left pin
IP protection types	acc. to VDE 0620-2-1 in conjunction with EN 60529 resp. VDE 0470-1
Material colour	black
Rated voltage	250 V AC
Max. RMS operating voltage	250 V AC eff

Version 1: Round, straightly shaped, 2-pole pin attachment contour central plug w/o earth contact (CEE 7/17 style), IP20 protection type

Cable's number of cores	2 (green-yellow, protective equipment grounding conductor not existent inside this cable)
Shape/contacts	round contour plug without earth contacts central plug: straightly shaped, not rectangular CEE 7/17
Intermateable/plug compatible	plug-fit systems type F and type E (e.g.: French, Czech, ...)
Material	polyvinyl chloride (PVC)
IP protection type	IP20 acc. to EN 60529 resp. VDE 0470-1 Any contact with humidity or liquid of any type shall be avoided at all costs regularly not to be intended for industrial application or construction/installation site

Version 2: Straightly shaped, 2-pole earth contact central plug (CEE 7/7 style), IP44 protection type

Cable's number of cores	3 (incl. green-yellow, protective equipment grounding conductor)
Shape/contacts	earth contact central plug (central = straightly shaped, not rectangular) CEE 7/7: with earth contacts acc. to types F (doubly: top and bottom) and E (pin hole)
Intermateable/plug compatible	plug-fit systems type F and type E (e.g.: French, Czech, ...)
Grounding by earth contact	plug-fit systems type F and type E (e.g.: French, Czech, ...)
Material	polyvinyl chloride (PVC)
IP protection type	IP44 (splash-water proof) acc. to EN 60529 resp. VDE 0470-1
Application	From 450/750 V in IEC nominal AC RMS voltage class U_0/U of the cable (given from nominal conductor cross section of 1.5 mm ² or larger): <ul style="list-style-type: none"> • for industrial use category K2 as portable/non-stationary, electrical, not entirely watertight (IP44, not IPX7) equipment acc. to German BGI/GUV-I 600 • as standard plug device on construction/installation sites, where secluded from special use conditions, acc. to German DGUV Information 203-006 (BGI/GUV-I 608) • more preferable in case of increased, electrical hazard acc. to German BGI 594
Pressure test	regardless of meter-ware cable's nominal conductor cross section or nominal voltage class: plug tested acc. to VDE 0620-2-1, Annex C for heavy-duty (mechanical) conditions, incl. surface-marked hammer symbol acc. to ISO 7000 and German DGUV Information 203-006 (BGI/GUV-I 608), and pressure tested acc. to Section 24.5 of VDE 0620-2-1

2. Used metre ware cable ÖLFLEX® 540 P

For further information, see below <https://www.lapp.com/en/de/oelflex-540-p/p/0012452>

Creator: HESC/PDC	Document: DB73224180EN	Page 2 of 3
Released: ALTE/PDC	Version: 03	

