


6181 5100	DATA SHEET	
Valid from: 14.05.2018	SILVYN® RILL PA 12	

The conduit SILVYN® RILL PA 12 is suitable for various uses due to his characteristics. The conduit is qualified for protective insulation for electrical installation in acc.to instruction for use EN 60204 at engineering and plant construction, especially for frequent reversed bending, e. g. for robots.



Material:

Polyamide 12

Technical features:

Profile	Parallel corrugated
Nominal size	NW 10 up to NW 54
Protection class	IP67 acc. to EN 60529
Temperature range	Depending on the used conduit gland -50°C up to +100°C


Additional features:

Compressive strength	Class 1 (125N) acc. to EN 61386
Impact strength	Class 1 (0,5kg) acc. to EN 61386
Bending resistance	Flexible
Tensile strength	Class 1 (100N) acc. to EN 61386
Fire classification	V2 acc. to UL94
Free of silicone, cadmium and halogen	
UV-Resistant	SILVYN® RILL PA 12 black

Color:

Black
Grey

Approbation:



Reference standards:


EN 61386-23

Suitable glands:

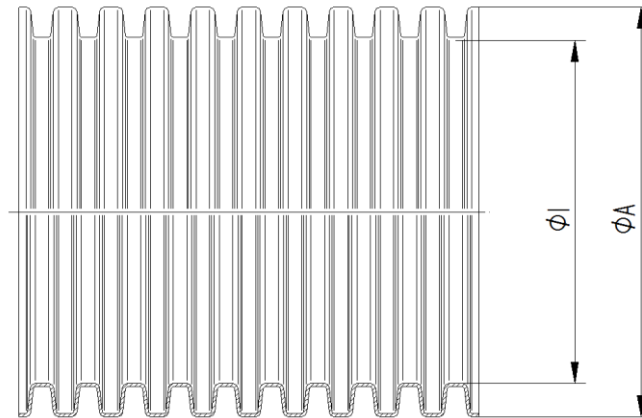
SILVYN® KCLICK
SILVYN® KSE
SILVYN® K-EM

For more information please see our current catalogue. Please do not hesitate to contact our laboratory if there are any questions regarding resistance against aggressive agents and special oil.

Creator: MAU1/PDP Released: DAMU1/PDP	Document: DB61815100EN Version: 04	Page 1 of 2
--	---------------------------------------	-------------

6181 5100	DATA SHEET	
Valid from: 14.05.2018	SILVYN® RILL PA 12	

Product drawing:



Dimension table:

Part No.	NW	Diameter mm		Max. Bending radius mm		Weight kg/m
		ϕI	ϕA	static	dynamic	
SILVYN® RILL PA 12 black						
6181 5105	10	6,5	10,0	13	35	0,018
6181 5115	13	10,0	13,0	15	45	0,024
6181 5125	16	12,0	15,8	22	55	0,034
6181 5185	18	14,3	18,5	27	65	0,050
6181 5135	21	16,5	21,2	35	75	0,056
6181 5145	28	23,0	28,5	45	100	0,090
6181 5155	34	29,0	34,5	50	120	0,120
6181 5165	42	36,0	42,5	80	150	0,165
6181 5175	54	48,0	54,5	100	190	0,225
SILVYN® RILL PA 12 grey						
6181 5100	10	6,5	10,0	13	35	0,018
6181 5110	13	10,0	13,0	15	45	0,024
6181 5120	16	12,0	15,8	22	55	0,034
6181 5180	18	14,3	18,5	27	65	0,050
6181 5130	21	16,5	21,2	35	75	0,056
6181 5140	28	23,0	28,5	45	100	0,090
6181 5150	34	29,0	34,5	50	120	0,120
6181 5160	42	36,0	42,5	80	150	0,165
6181 5170	54	48,0	54,5	100	190	0,225